

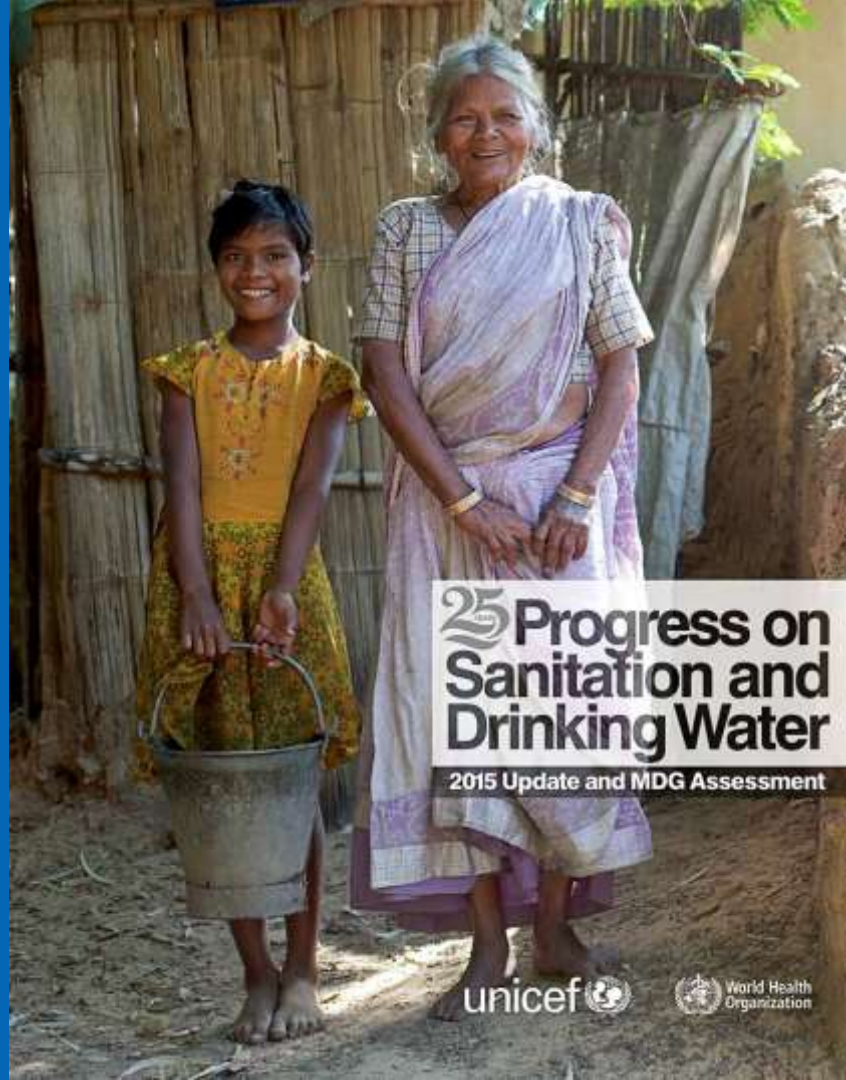


Presentation from
**2015 World Water
Week in Stockholm**

www.worldwaterweek.org


© The authors, all rights reserved

GREAT PROGRESS
but insufficient



25 Progress on Sanitation and Drinking Water

2015 Update and MDG Assessment

unicef 

 World Health
Organization



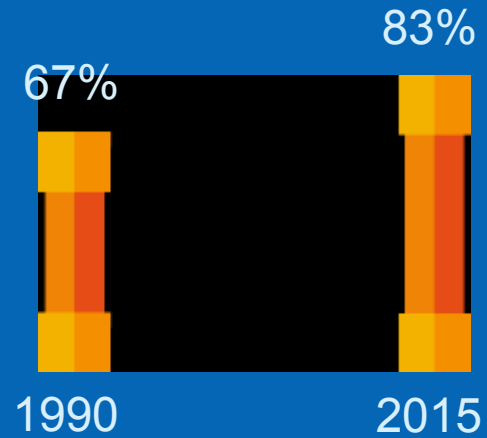
1995 – 2015

220 million people
gained access to
water and sanitation





Access to Adequate Sanitation



Open Defecation

17%



1990

3%



2015



34 million
lack drinking
water

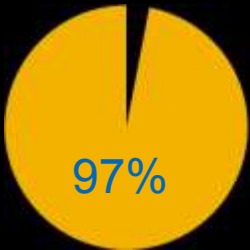


106 million
lack adequate
sanitation

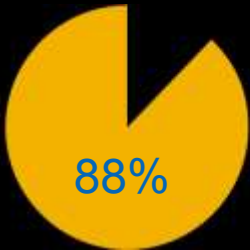


19 million
open
defecation

Water

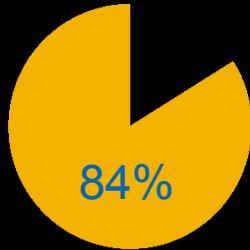


Sanitation

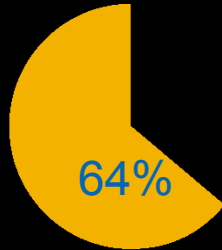


Urban

Water

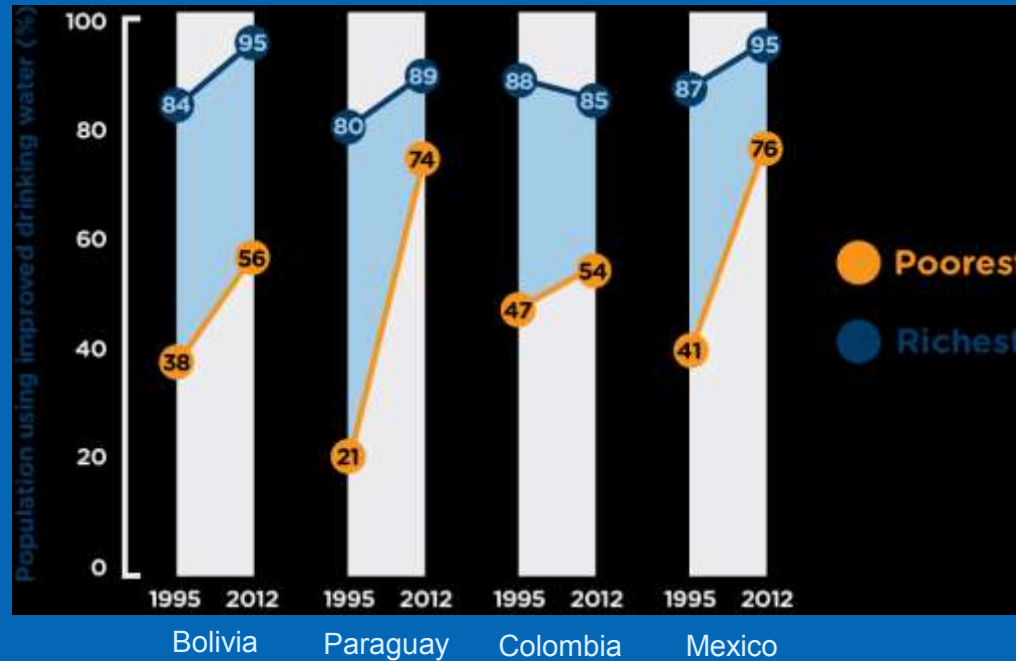


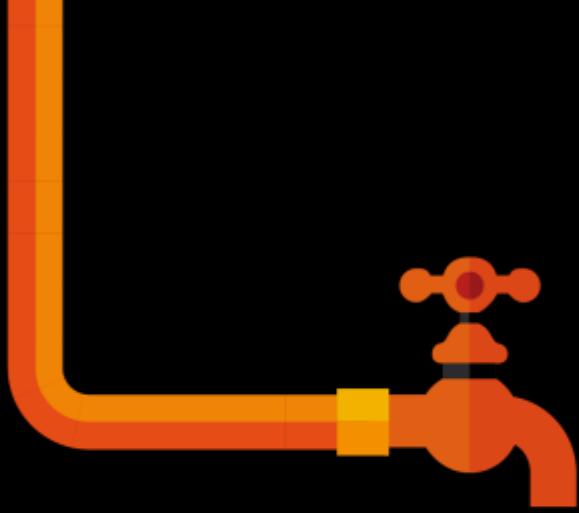
Sanitation



Rural

among the richest and the poorest
in rural Latin America





Wastewater Treatment



60% in
developed
countries



18% in
Latin America
and the Caribbean



2030

Sustainable
Development Goals

Goal 6

Ensure Availability and Sustainable
Management of Water and
Sanitation for All

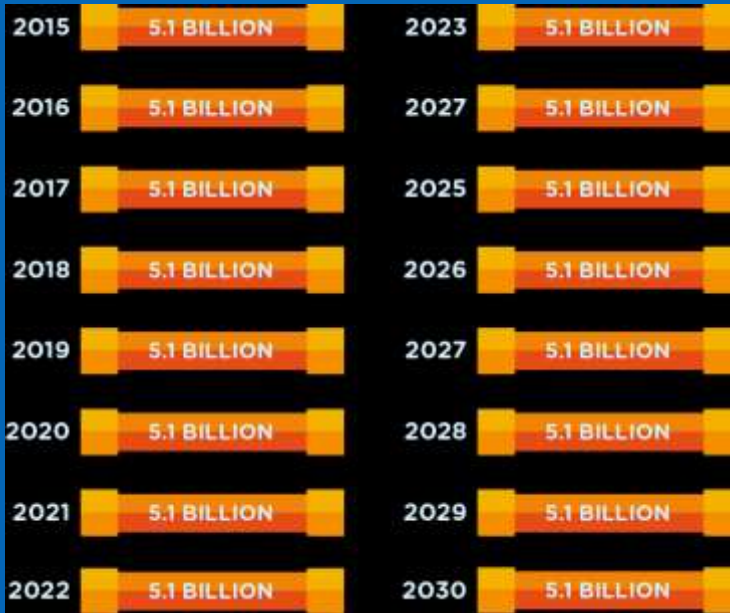


Investment needed for universal access USD 77 billion




Investment needed
for universal access
USD 77 billion

Additional investment to halve
untreated wastewater
USD 30 billion



Water quality = 20% point
decrease in coverage



Water quality = 20% points
decrease in coverage



A calendar icon with a blue border and two blue clips at the top. The date '25 AUGUST' is written in white at the top. The main body of the calendar is white with a light blue shadow at the bottom.

25 AUGUST

TARIFF
DISCUSSION

A calendar icon with a blue border and two blue clips at the top. The date '25 AUGUST' is written in white at the top. The main body of the calendar is white with a light blue shadow at the bottom. The right side of the calendar is folded over, showing a light blue background.

25 AUGUST

INSTITUTIONAL
DISCUSSION

Thank you

