



Presentation from
**2016 World Water
Week in Stockholm**

www.worldwaterweek.org

© The authors, all rights reserved



MDG+ Initiative:

**Regional Mechanism for Improved Monitoring and Reporting on
Access to Water Supply and Sanitation Services in the Arab Region**

MDG+ Initiative Indicators & Findings for Informing the SDGs

**Carol Chouchani Cherfane
Chief, Water Resources Section
Sustainable Development Policies Division
UN Economic and Social Commission for Western Asia (ESCWA)
Beirut, Lebanon**

**MENA Focus: Informing the SDGs through the Arab MDG+ Initiative
World Water Week, Stockholm, 31 August 2016**



Arab Ministerial Water Council - 2009

Established in 2008. First Ministerial Meeting in Algiers, June 2009

First Agenda Item:

* Preparation of an Arab Strategy for Water Security in the Arab Region

Second Agenda Item:

* **“Regional Assessment of Water Supply and Sanitation”**

- ESCWA invited to deliver this presentation, which drew upon WHO/UNICEF JMP findings.



Excerpt from
Chouchani Cherfane
PPT no JMP, 2009

MDG+ Indicators

Water Supply

- Water consumption
- Continuity of supply
- Water quality
- Distance to source
- Tariff structure
- Affordability

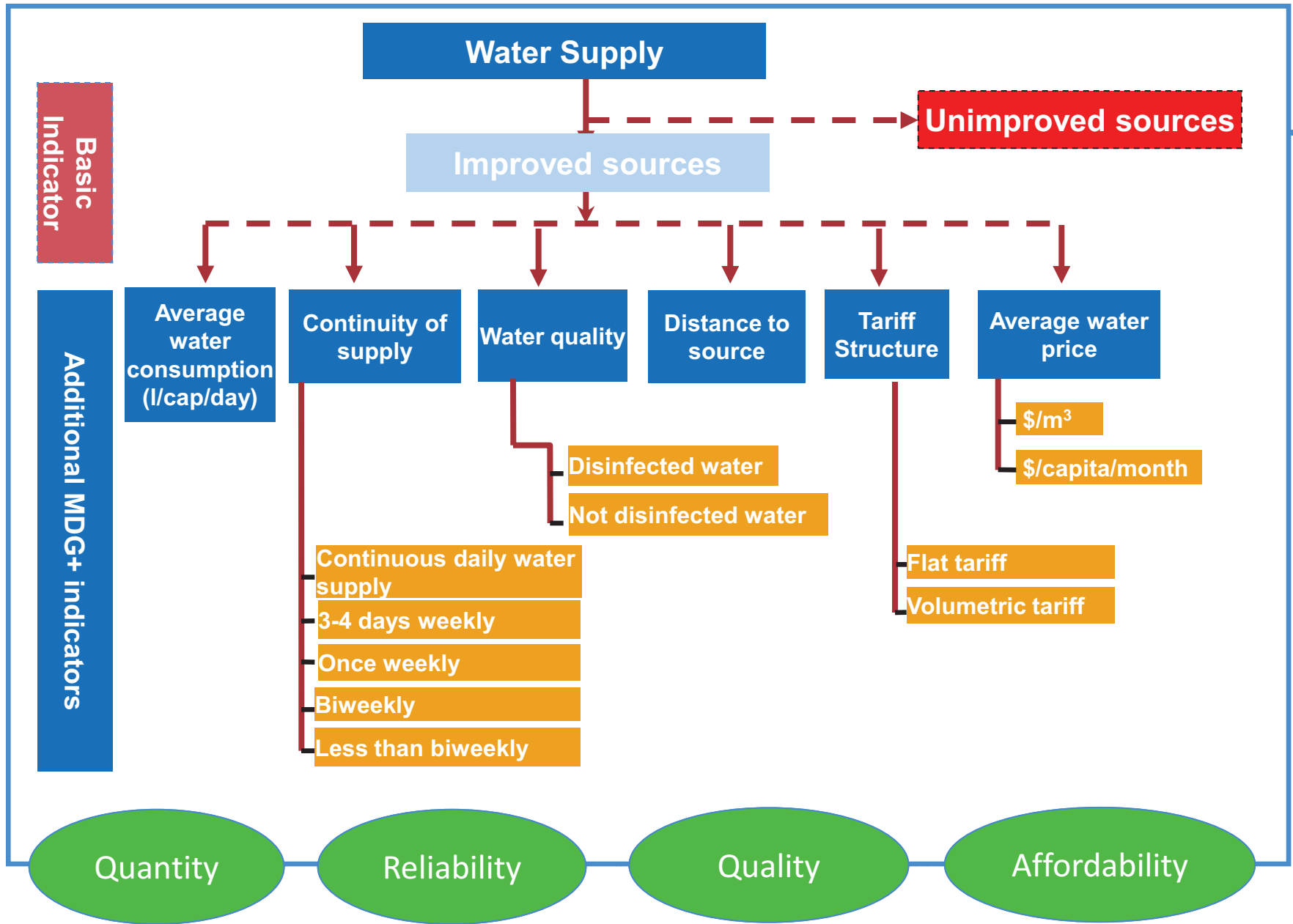
Sanitation

- Treated quantity
- Treatment type
- Reuse utilization
- Reuse type
- Tariff structure
- Affordability

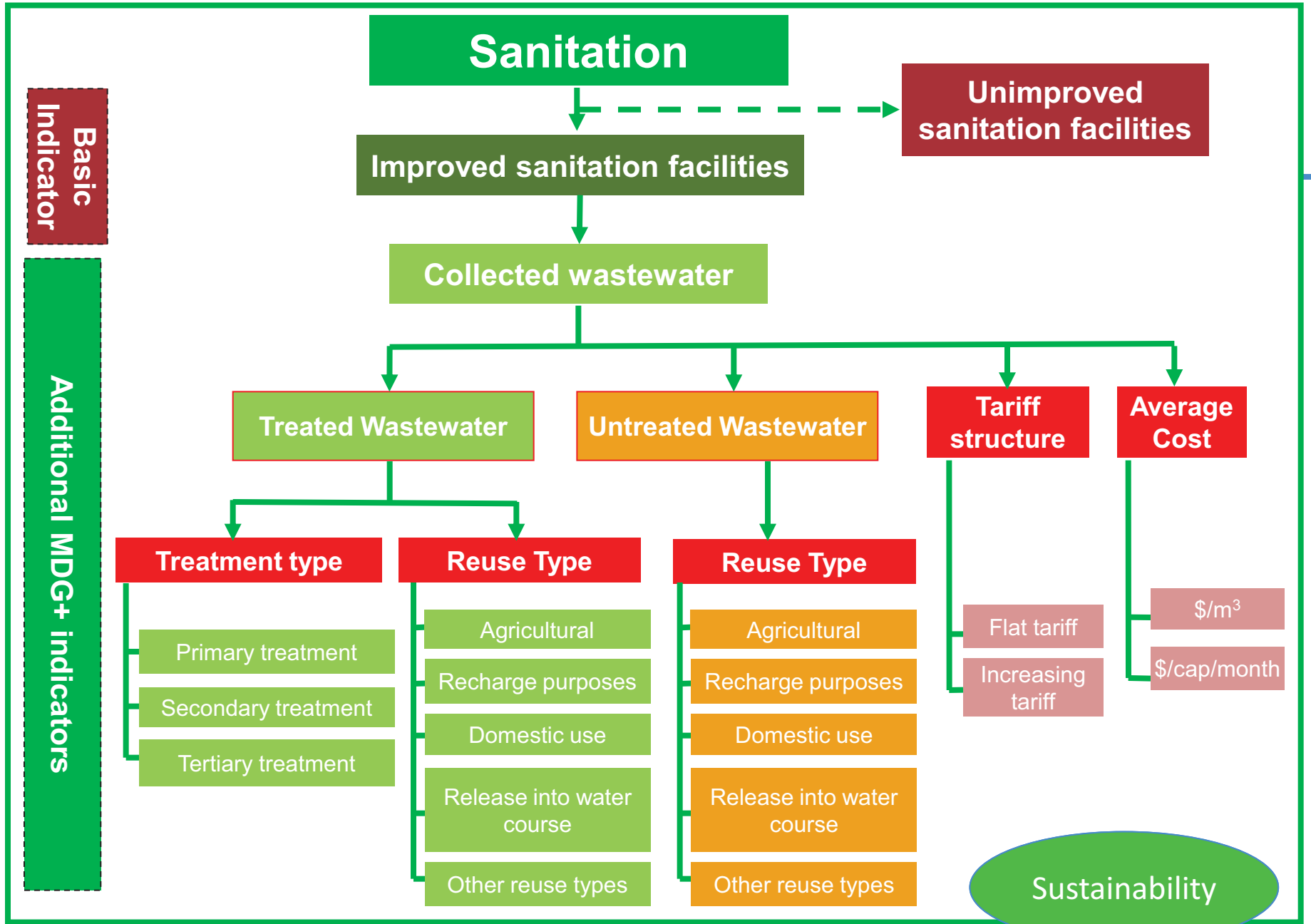
- Purpose is to consider not only accessibility to improved infrastructure, but also reliability, affordability, sustainability and quality of service provided.
- These are particularly important issues to consider in water scarce environments and developing countries.

**These concerns now
reflected in the SDGs**

MDG+ Indicators: Water Supply



MDG+ Indicators: Sanitation & Wastewater



Household surveys conducted in Arab States over 30 years

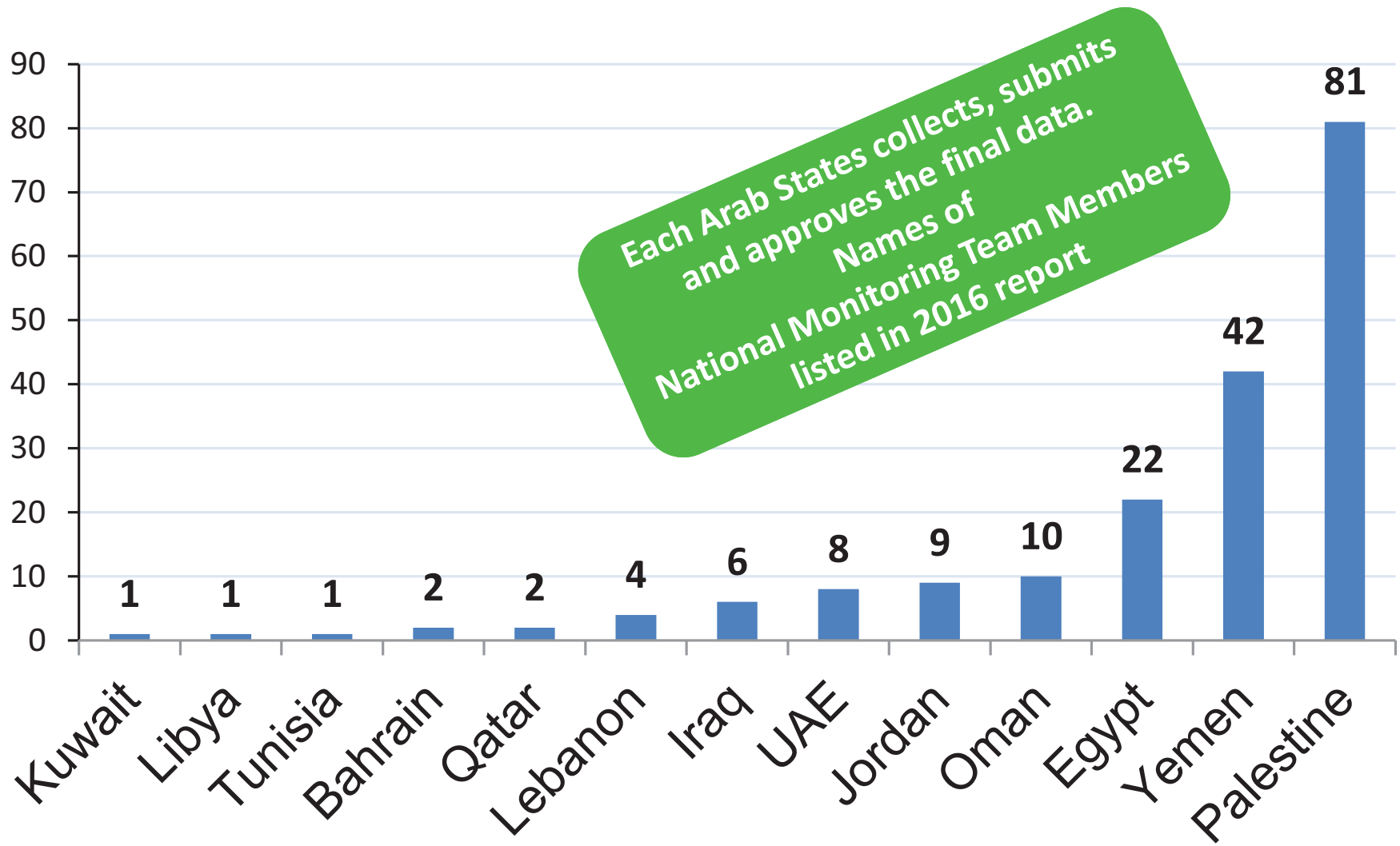
Country	1990	1991	1992	1993	1994	1995	1996	1997	1998	1999	2000	2001	2002	2003	2004	2005	2006	2007	2008	2009	2010
Algeria						MICS					MICS		HCS				MICS				
Bahrain	HCS					HCS															
Comoros		HCS					DHS				MICS			HCS	HCS						
Djibouti							HCS						HCS	HCS			MICS				
Egypt			DHS			DHS	MICS	HCS			DHS			DHS		DHS	HCS		DHS		
Iraq							MICS	HCS			MICS				HCS		MICS	HCS			
Jordan	DHS							DHS					DHS		HCS			DHS		DHS	
Kuwait							HCS														
Lebanon										HCS	MICS				HCS		MICS	HCS			
Libya						HCS															
Mauritania			HCS	HCS		HCS	MICS				HCS	DHS		HCS	HCS				MICS		
Morocco		HCS	DHS		HCS	DHS			HCS	HCS	HCS	HCS		HCS	HCS	HCS	HCS	HCS			
Oman							HCS							HCS					HCS		
Palestine								HCS			HCS		HCS			MICS	HCS	HCS			
Qatar									HCS					HCS							
Saudi Arabia				HCS			HCS														
Somalia										MICS			HCS			MICS					
Sudan			HCS	HCS							MICS							HCS		HCS	
Syria							MICS						HCS				MICS				HCS
Tunisia					HCS						MICS		HCS	HCS							
UAE						HCS								HCS					HCS		
Yemen			DHS					HCS	HCS						HCS	HCS	MICS				

MICS: Multiple Indicator Cluster Survey

DHS: Demographic and Household Survey

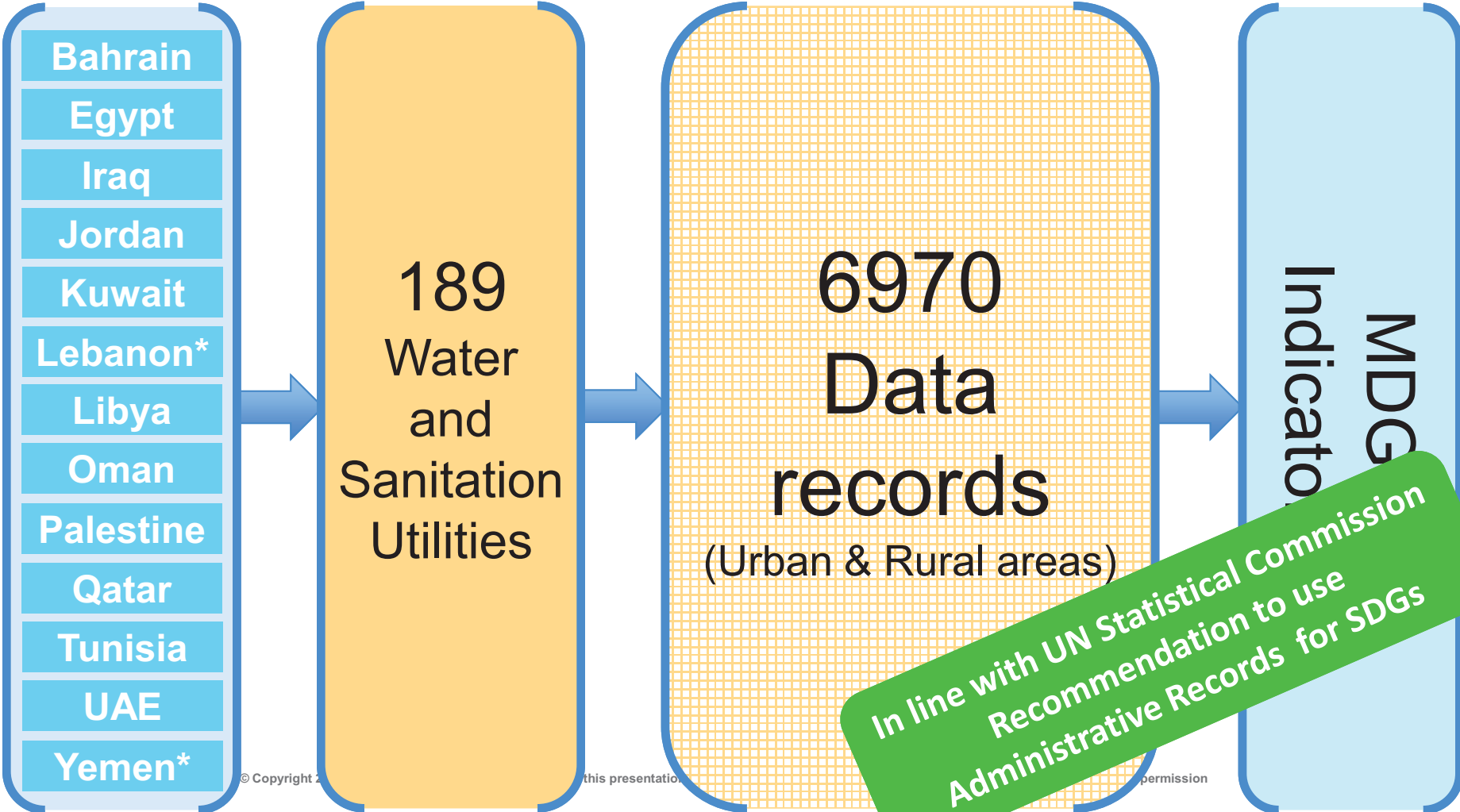
HCS: Other Census & HS

Number of water, sanitation & wastewater utilities contributing to 2015 MDG+ report per country




Number of 2012 data records for 2015 MDG+ Report

11 Arab States vetted (2015 Report); 18 Arab States 2016 Report



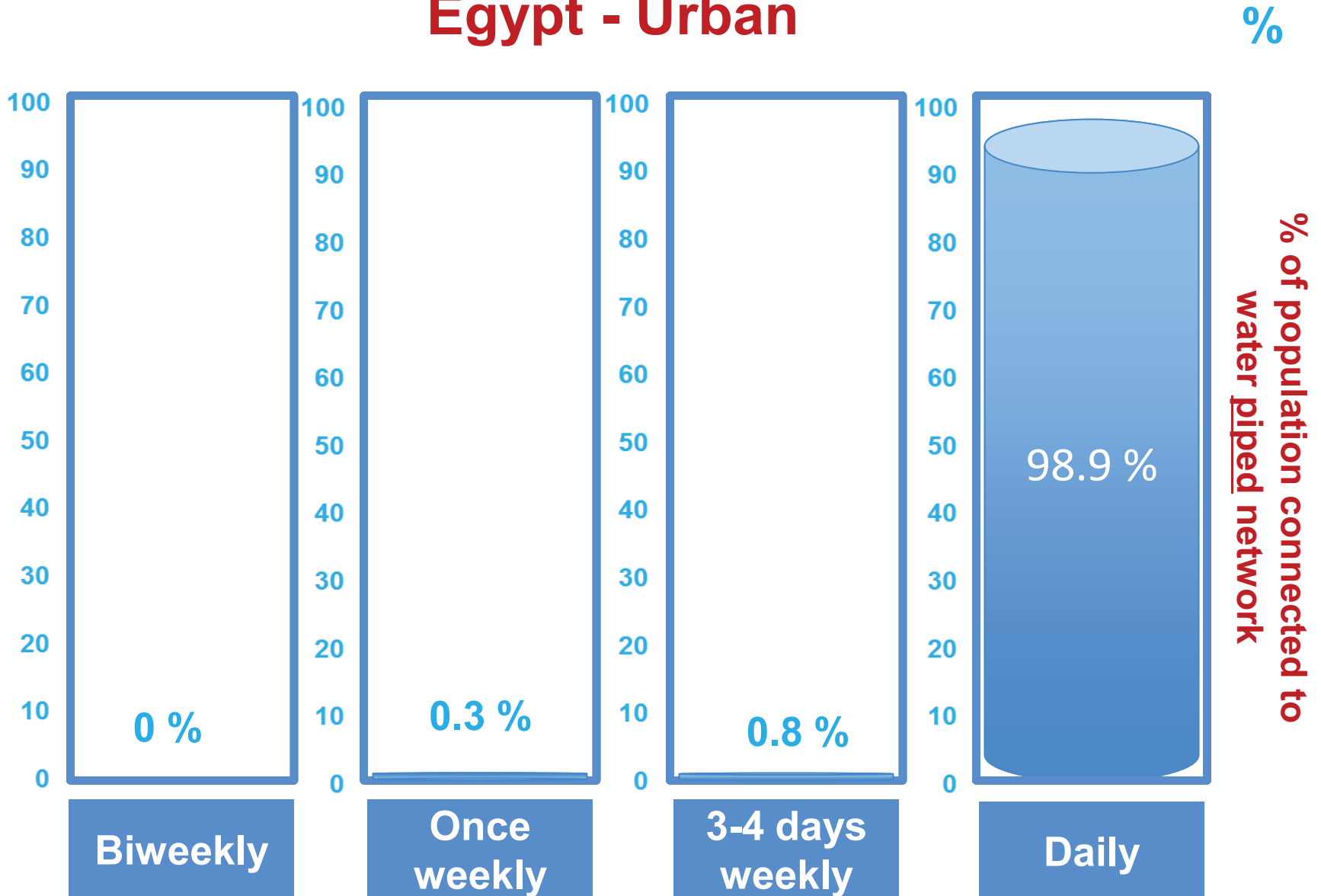
1 Water Consumption

Average water consumption for population connected to piped network (l/cap/day)



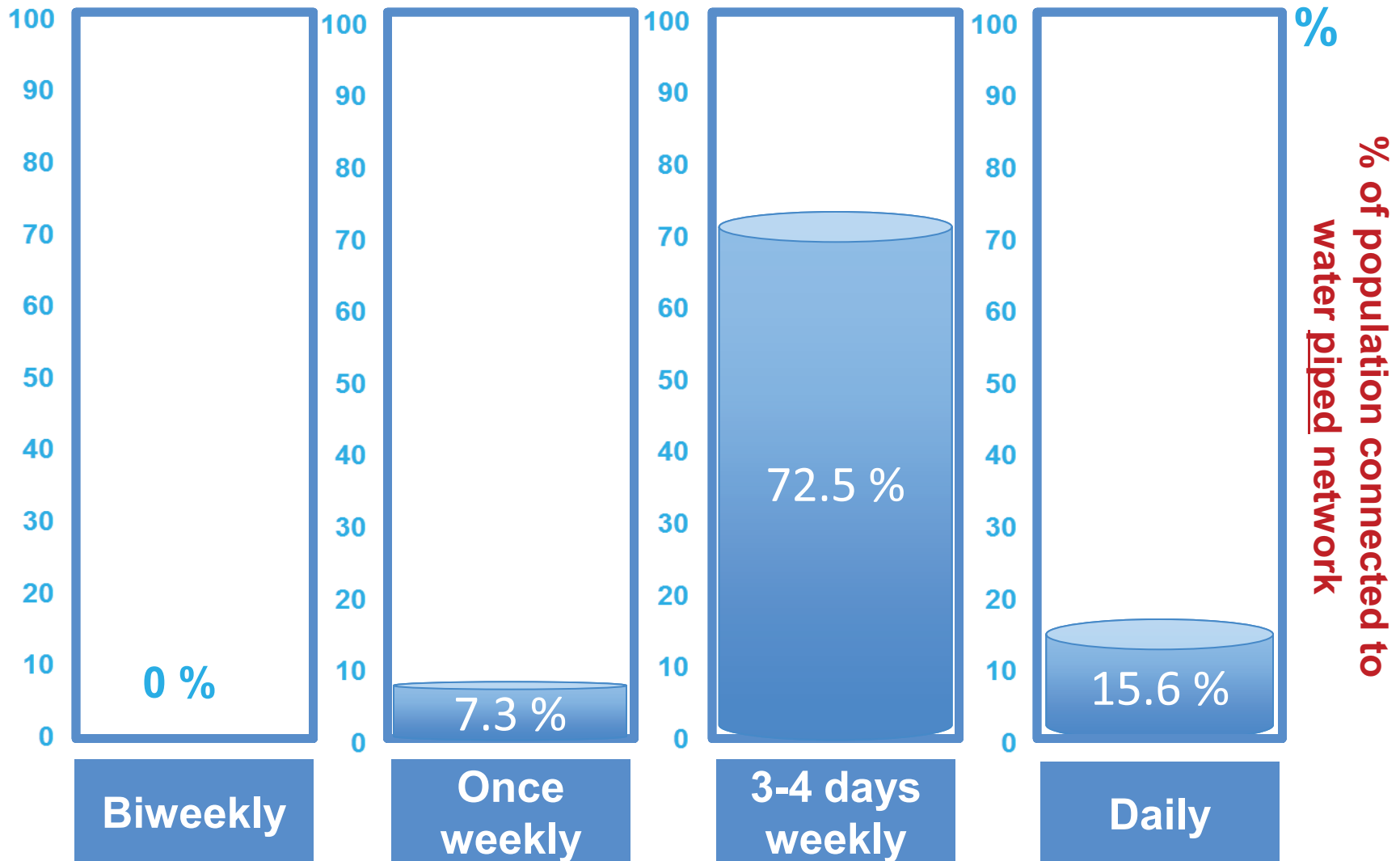
Continuity of water supply (2012)

Egypt - Urban



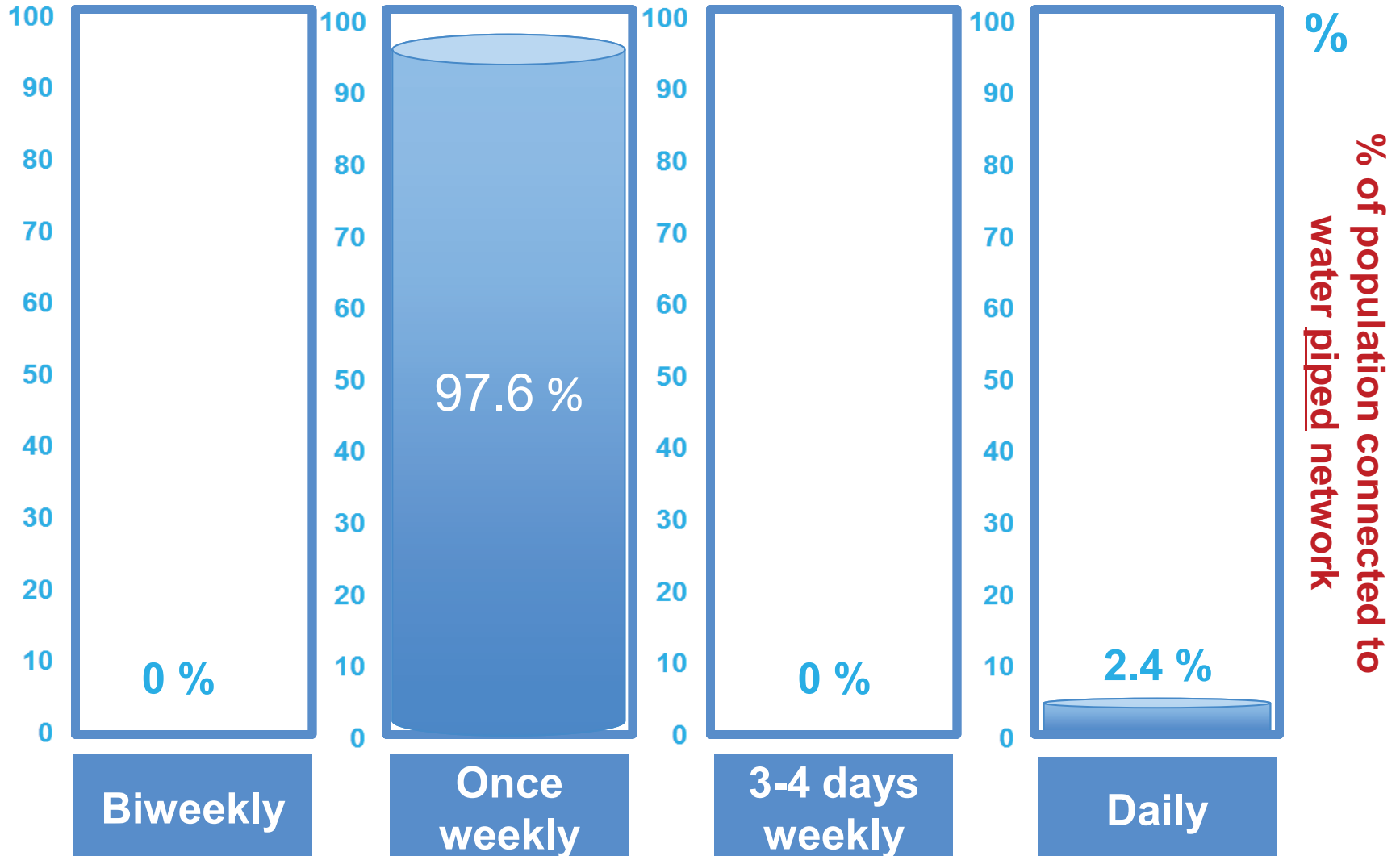
Continuity of water supply (2012)

Palestine



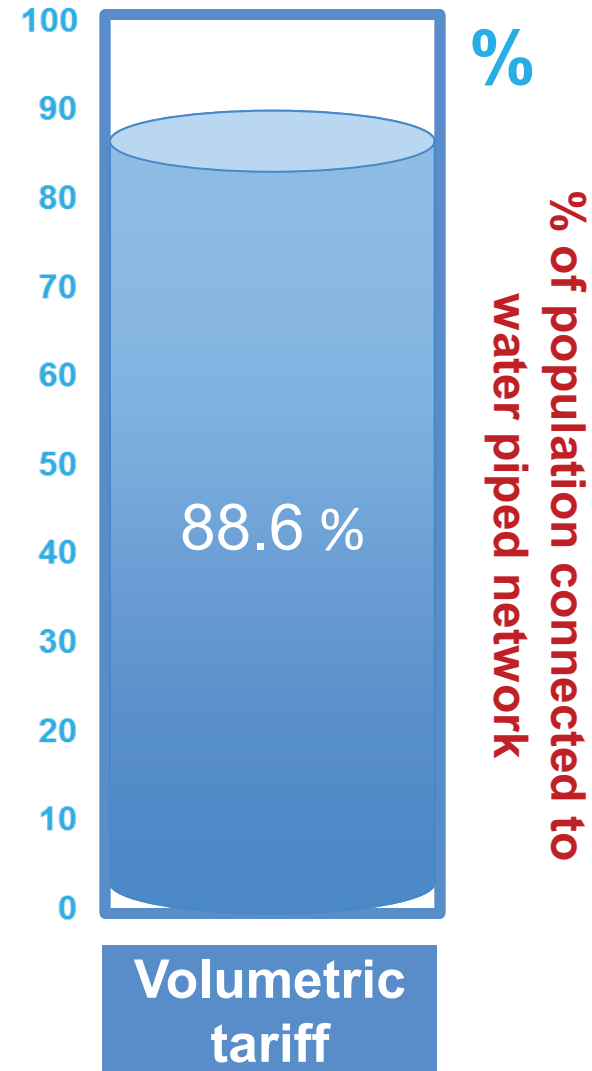
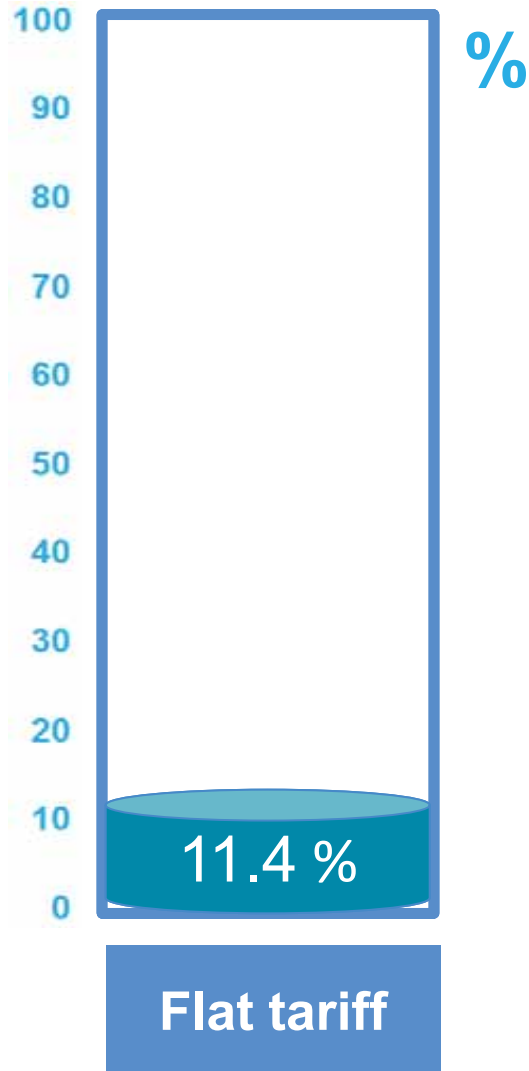
Continuity of water supply (2012)

Jordan



4

Tariff Structure

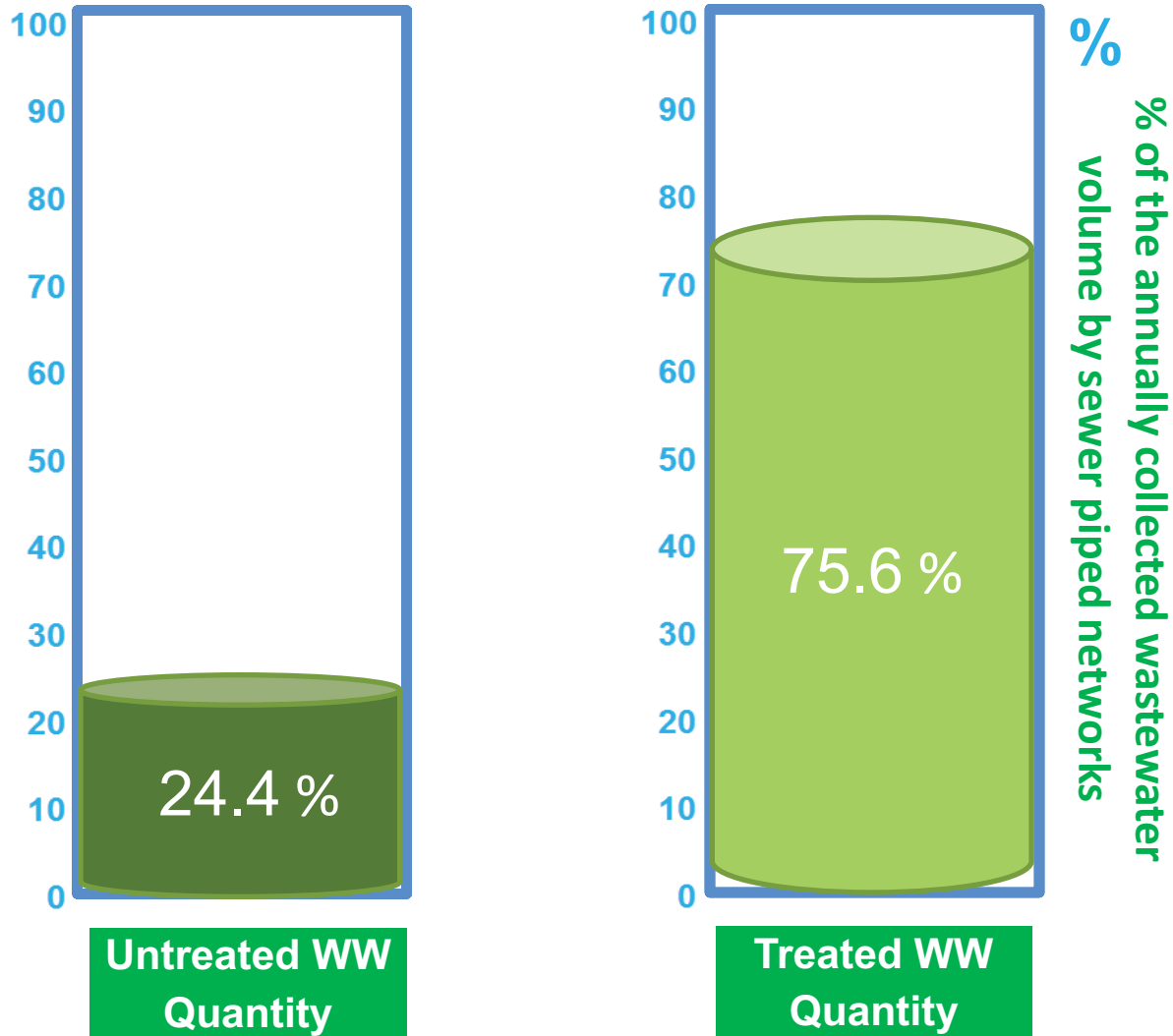


Total for 11 Arab countries (Bahrain, Egypt, Iraq, Jordan, Kuwait, Libya, Oman, Palestine, Qatar, Tunisia, and United Arab Emirates).

Treated Wastewater Quantity and Treatment Type

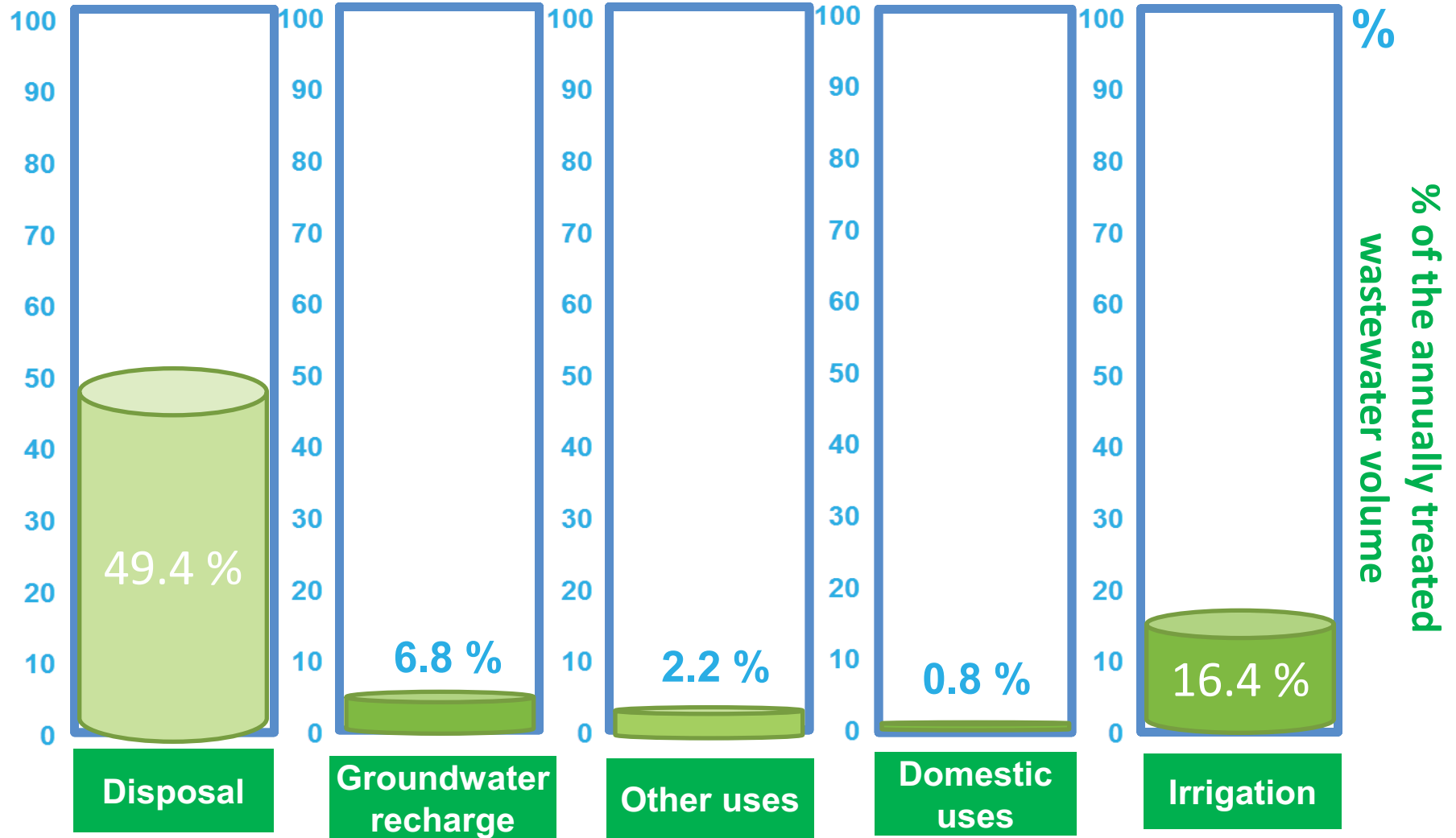


1 Treated Wastewater Quantity



Total for 11 Arab countries (Bahrain, Egypt, Iraq, Jordan, Kuwait, Libya, Oman, Palestine, Qatar, Tunisia, and United Arab Emirates).

2 Reuse of treated wastewater



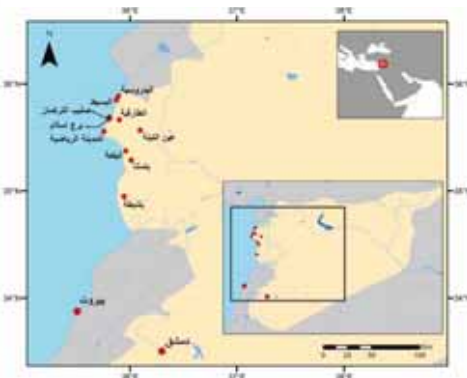
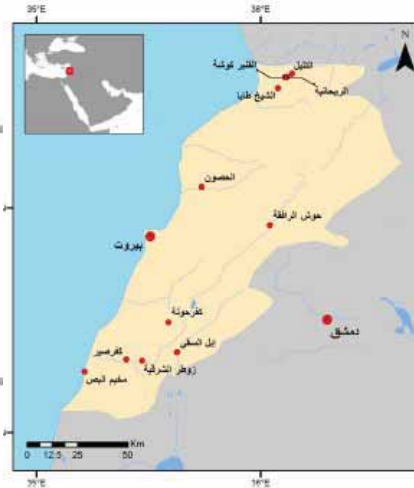
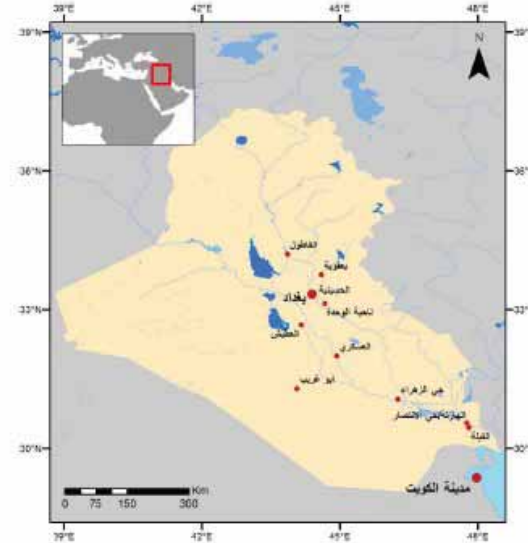
Total for 11 Arab countries (Bahrain, Egypt, Iraq, Jordan, Kuwait, Libya, Oman, Palestine, Qatar, Tunisia, and United Arab Emirates).

Consumer Field Surveys

Phase I: Palestine + LDCs (Mauritania, Sudan, Yemen)

Phase II: Countries facing Conflict (Iraq, Jordan, Lebanon, Syria)

* *RAED conducted surveys through its NGO network with ok of Water Ministries*



تصريف المياه العادمة في خندق مكشوف



Link to SDG-6b Mol

Introduced consumer views on access to services & empowered NGOs gather information & image at community level for awareness raising.

Moving from MDGs to MDG+ to SDGs in the Arab Region

Expert Group Meeting on the Water-related SDGs

UN-House, Beirut, 12-13 April 2016

Participants:

LAS
ACUWA
ESCWA
MDG+ States
MDG+ Partners
MDG+ Advisory
Board

UN-Water / GEMI
UNESCO/Cairo
FAO/NENA
WHO/CEHA

Arab Regional
Experts and
Organizations

6 CLEAN WATER AND SANITATION



1 Dedicated Water Goal

6 Dedicated Water Targets

Access to Basic Services

- 6.1 by 2030, achieve universal and equitable access to safe and affordable drinking water for all
- 6.2 by 2030, achieve access to adequate sanitation and hygiene for all, and end open defecation, paying special attention to the needs of women and girls and those in vulnerable situations

Basic
Services

Water Quality

- 6.3 by 2030, improve water quality by reducing pollution, eliminating dumping and minimizing release of hazardous chemicals and materials, halving the proportion of untreated wastewater, and increasing recycling and safe reuse globally

Water
Quality

Water Use Efficiency

- 6.4 by 2030, substantially increase water-use efficiency across all sectors and ensure sustainable withdrawals and supply of freshwater to address water scarcity, and substantially reduce the number of people suffering from water scarcity

Water
Efficiency

IWRM, Ecosystems & Shared Basins

- 6.5 by 2030 implement integrated water resources management at all levels, including transboundary cooperation as appropriate
- 6.6 by 2020 protect and restore water-related ecosystems, including mountains, forests, wetlands, rivers, aquifers and lakes

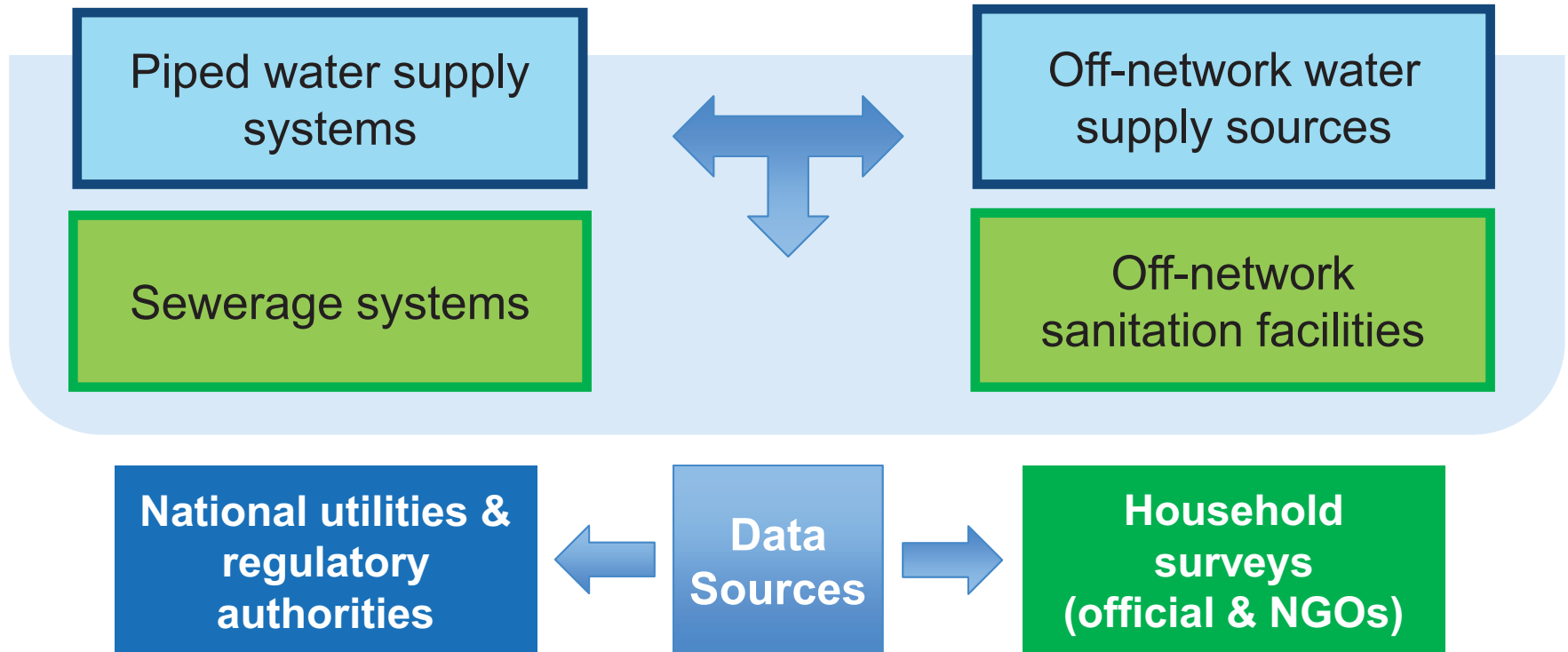
IWRM &
Ecosystems

Means of Implementation

- 6.A by 2030, expand international cooperation and capacity-building support to developing countries in water and sanitation related activities and programmes, including water harvesting, desalination, water efficiency, wastewater treatment, recycling and reuse technologies
- 6.B support and strengthen the participation of local communities for improving water and sanitation management

Key Lesson Learned: Data Source Engagement for Action

- *Integrate Water Supply-Sanitation-Wastewater-Reuse Monitoring for SDG-6, particularly for SDGs .6.1.1., 6.2.1 & 6.3.1 & to inform 6.4, 6.5, 6.6*
- *Use administrative data records to fill data gaps for targets*
- *Complement with field surveys*
- *Engage water Users & Producers, Governments & Communities*
- *Communicate data differently for different actors (per capita, volume, # of people)*



Thank you!

www.acwua.org/mdg+
www.unescwa.org

MDG+ Implementing Partners



MDG+ Advisory Board Members and Contributors



Centre for Environment and Development of the Arab Region and Europe



Arab Water Council



Arab Network for Environment and Development



World Health Organization



Swedish International Development Cooperation Agency (Sida)

Donor