



Presentation from  
**2015 World Water  
Week in Stockholm**

[www.worldwaterweek.org](http://www.worldwaterweek.org)

© The authors, all rights reserved

WATER AND SANITATION FOR MILLIONS – WORKING WITH PEOPLE

# Earthquake proof water and sanitation - tested in Nepal

Jukka Ilomäki, Counsellor, Embassy of Finland, Kathmandu

23.8.2015



# Outline

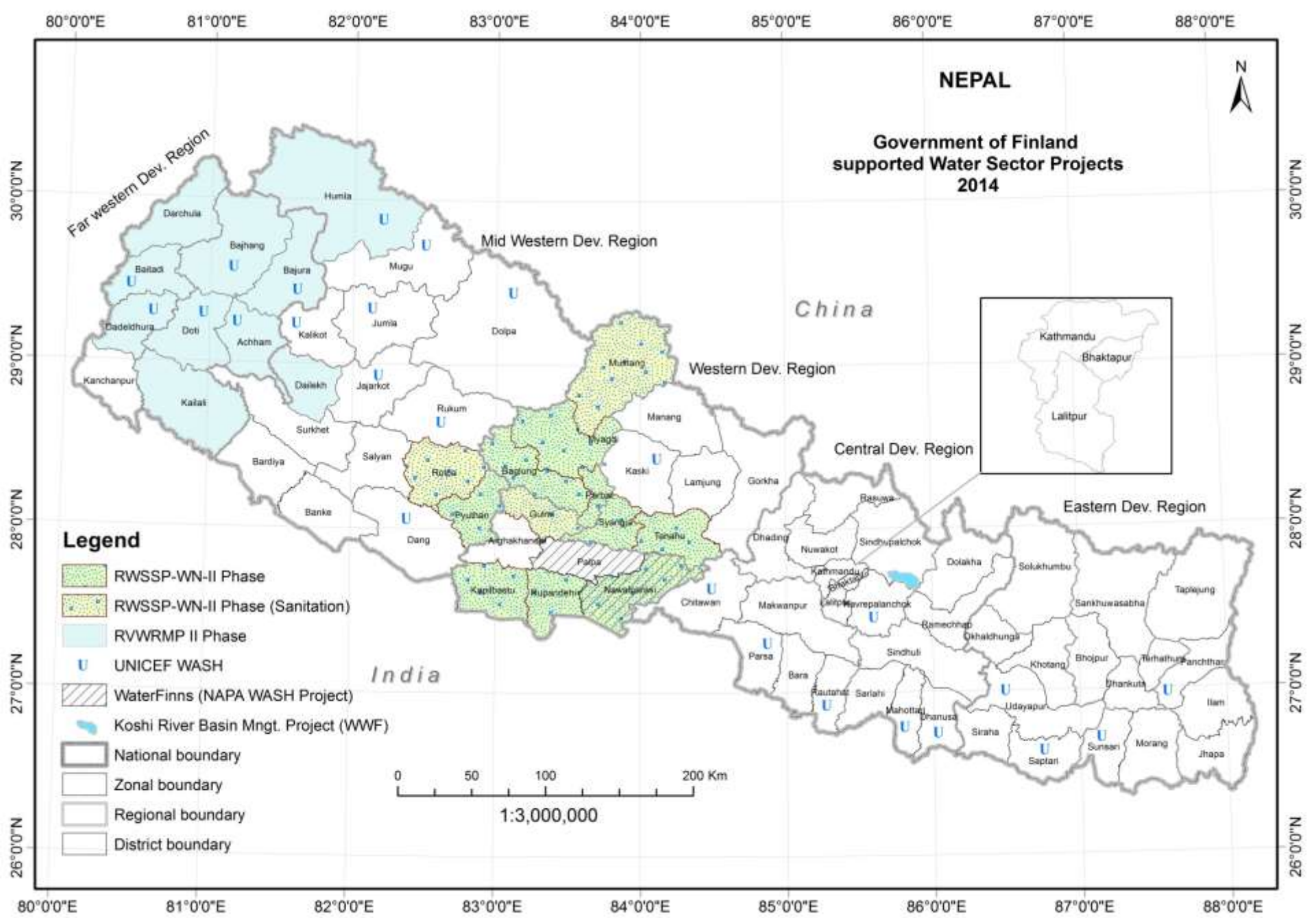
- 1. Finland's support in water sector**
- 2. Earthquake 25.4.2015**
- 3. Post Disaster Needs Assessment**
- 4. Impacts of the EQ in water supply and sanitation**



# 1. Finland's support in water sector

- **Cooperation since 1988, Finland often mentioned as biggest donor in rural WASH.**
- **Two major bilateral programs: about 15 M EUR from GOF per 5 year phase.**
- **Support to UNICEF national WASH programme, 9.8 M EUR, 2011-2015.**
- **Finland chairing WASH Development Partners working group (10 DPs) since 7/2014 → policy influencing.**

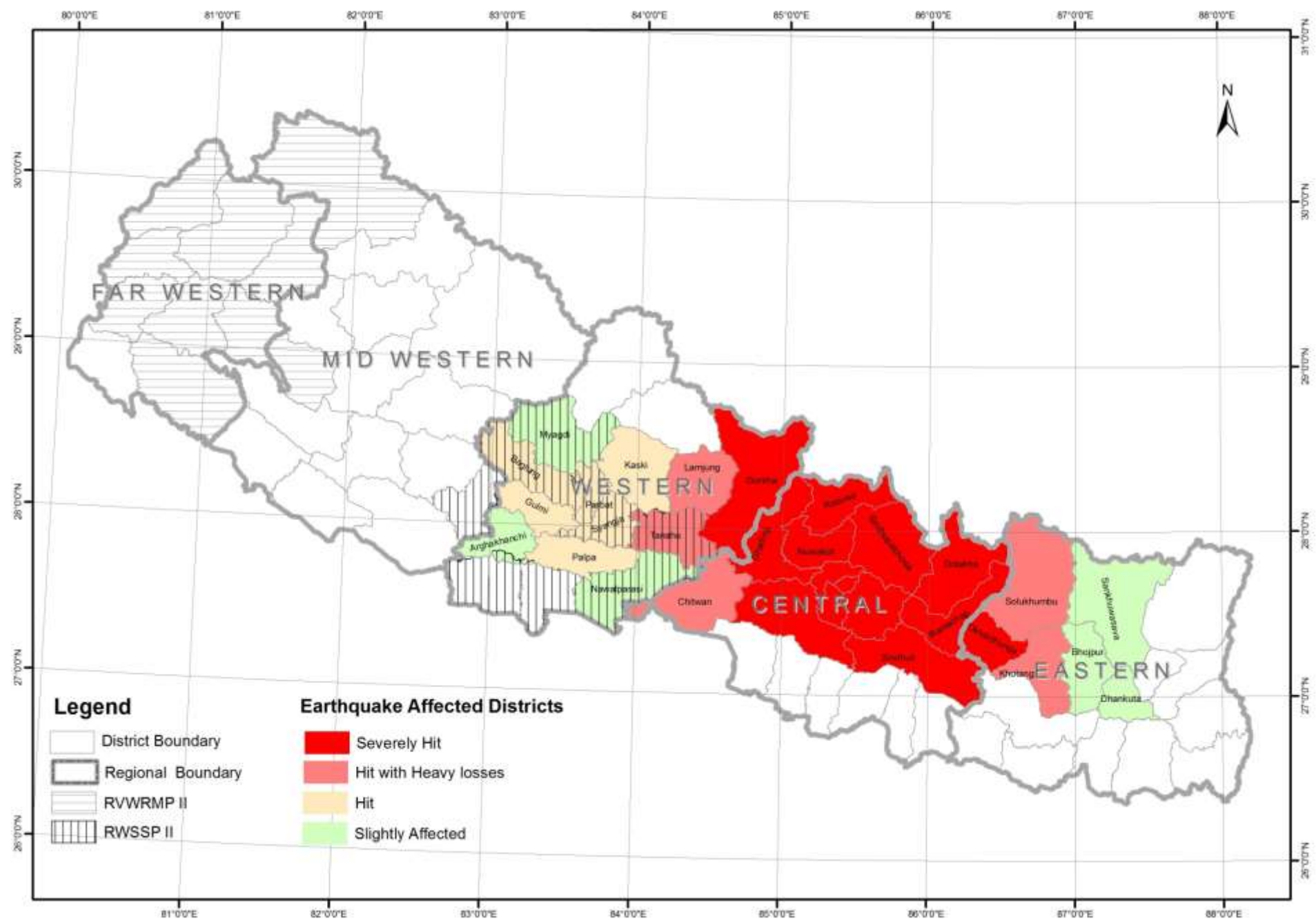




## 2. Earthquake 25.4.2015


- **Video.**
- **Nearly 9,000 deaths and over 22,000 injured.**
- **Some 500,000 fully or partially damaged houses  
→ 3 million people rendered homeless.**
- **12,000 school buildings damaged.**
- **700,000 pushed to poverty and estimate of 8,3 million people affected.**





# 3. Post Disaster Needs Assessment

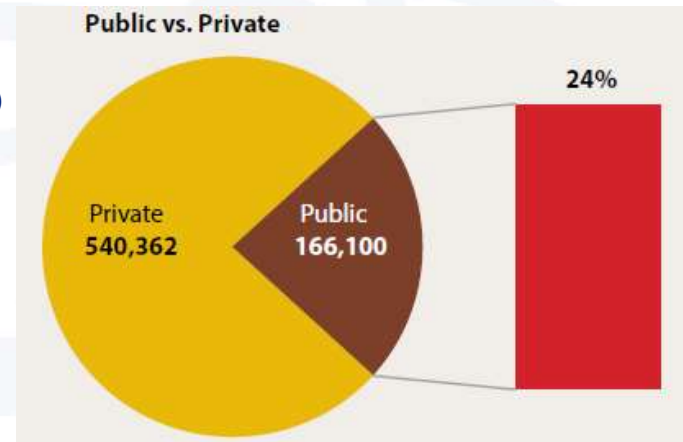
- **Government led process. Donor supported. Consensus building measure.**
- **Prepared in short time span, International Conference on Nepal's Reconstruction on 25.6 i.e. in 2 months.**
- **Total estimated disaster effects: 7,065 M USD.**



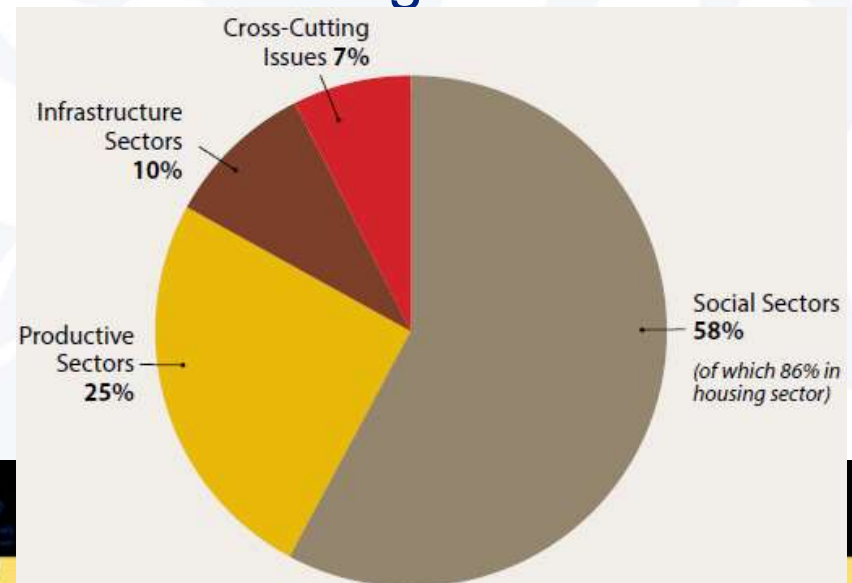


- Distribution of disaster effects: Private 5 404 M USD and public 1 661 M USD.

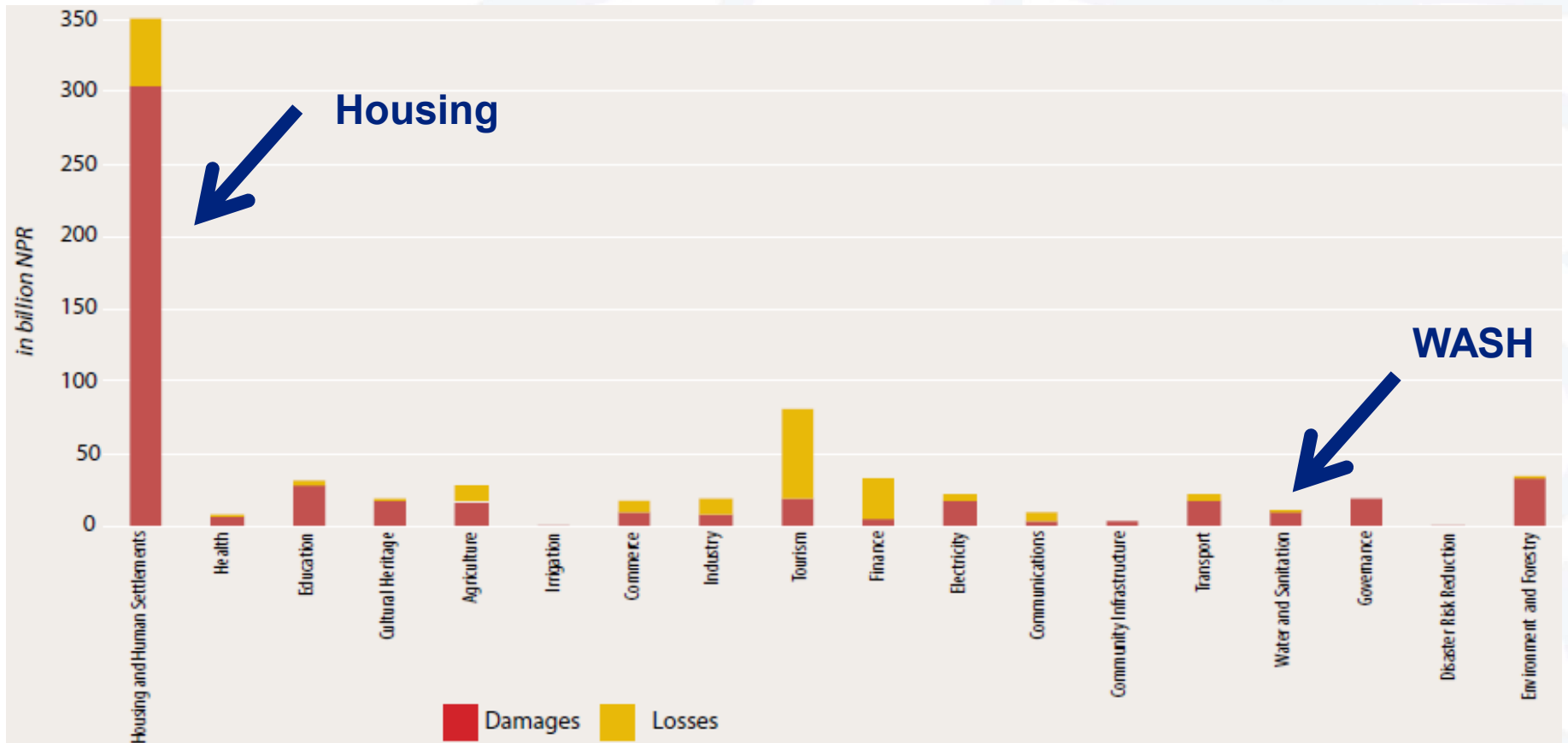
(unit in pic: M NPR)



- Social, productive, infrastructure and x-cutting "sectors". Total 18-23 "sub-sectors".



- About half of the estimated total effects in housing & human settlements sub-sector.



## Finland's participation to PDNA process

- Embassy team's participation to sub-sector report preparation in 1. WASH and 2. forestry & environment.
- Two bilateral water projects sent teams that participated in field assessments in three districts.



# **4. Impacts of the EQ in water supply and sanitation: WASH PDNA**

- 14 severely affected districts with 11,288 water systems (mostly rural & gravity-fed).**
- Estimate of 1,570 systems totally damaged and 3,663 systems partially damaged.**
- Many reports of water sources drying up or re-emerging at lower elevations.**
- 220,000 toilets partially or totally destroyed.**
- Total estimated effects (14 d): water supply 61.5 M USD and sanitation 12 M USD.**



## **4. Impacts of the EQ in water supply and sanitation: other sources**

- **UK supported Gurkha Welfare Scheme: Some 1400 water supply schemes. 88 damaged, mostly minor repairs needed, expected completion 7/2015.**
- **Even in badly affected areas sub-surface structures (pipes) experienced limited damage in many cases. Houses – including toilets – were fully destroyed in large extend in these areas.**
- **Cluster divisions: School WASH not included in WASH damages but in Education Cluster.**



# 4. Impacts of the EQ: lessons learned

- **Simple and robust water supply technology in rural setting estimated to be durable.**
- **Large scale damage in sanitation. The success in sanitation – National Hygiene and Sanitation Masterplan – is not in physical construction but in social movement and change in the attitudes of people and communities. Still, support is needed.**
- **WASH PDNA: safe water supply and sanitation needs are considered of highest priority by affected populations, in addition to food and shelter.**
- **2017 full coverage target not reachable in water supply.**



**For more information:**

**<http://icnr2015.mof.gov.np/>**

**[jukka.ilomaki@formin.fi](mailto:jukka.ilomaki@formin.fi)**



**Dhanyabad!**  
**Tack!**  
**Kiitos!**  
**Thank you!**













# SNAPS FROM THE FIELD - SCHOOLS



**Damaged Classroom**



**SSRP Block**





Source : ADB





Source: ADB

