

Funded by:



European Union



german
cooperation

DEUTSCHE ZUSAMMENARBEIT

Published by:


giz

Deutsche Gesellschaft
für Internationale
Zusammenarbeit (GIZ) GmbH

In cooperation with:



CARPC
The Regional Environmental
Centre For Central Asia



Traning modules

Five Steps to a Basin Plan

This publication has been produced with the assistance of the European Union in the framework of the Water Management and Basin Organisations in Central Asia (WMBOCA) project. Its content is the sole responsibility of Deutsche Gesellschaft für Internationale Zusammenarbeit (GIZ) GmbH, Transboundary Water Management in Central Asia Programme, and should in no way be taken to reflect the views of the European Union.

Published by

Deutsche Gesellschaft für
Internationale Zusammenarbeit (GIZ) GmbH

Registered offices Bonn and Eschborn, Germany

Transboundary Water Management in Central Asia Programme
Kyrgyzstan
96-6, Toktogul St.
720040 Bishkek
T +996 312 906 526
F +996 312 906 526
E WaterCA@giz.de
I www.giz.de
I www.waterca.org

In cooperation with

Regional Environmental Centre for Central Asia (CAREC)
Kazakhstan
40, Orbita-1
050043 Almaty
T +7 (727) 278-51-10
F +7 (727) 270-53-37
E info@carec.kz
I <http://www.carecnet.org/>

As at	May 2014
Published by	VRS Company
Layout	Vasiliy Shumkin
Photo	GIZ archive, CAREC archive, David Rubert
Authors	Alexandr Nikolayenko, Ekaterina Strikeleva

Introduction to the module

The Transboundary Water Management in Central Asia Programme implemented by the Deutsche Gesellschaft für Internationale Zusammenarbeit (GIZ) GmbH commissioned by the German Federal Foreign Office (AA), is part of the extensive 'Berlin Process'. This process was initiated on 1 April 2008 at a conference on water resources entitled 'Water Unites' held in Berlin, at which AA announced the launch of the Central Asia Water Initiative. The primary objective of the Berlin Process is political rapprochement in Central Asia, which could strengthen cooperation in the use of water as a limited resource.

During Phase II, from 2012 to 2014, the programme is implementing a number of projects, including the project Water Management and Basin Organisations in Central Asia (WMBOCA), in the framework of EURECA funded by the European Union. WMBOCA aims to support regional and national institutions with promoting basin principles and related water sector reforms, strengthen existing water resources management organisations and establish new joint administrative bodies at the transboundary level as model cases for Central Asia.

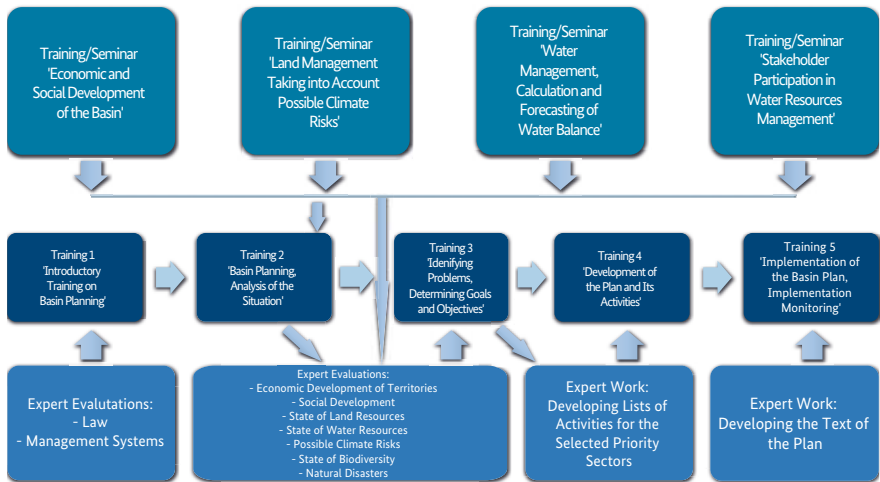
An important element of introducing basin management principles into existing water management practices in Central Asia involves systematically improving human resource capacities in selected basins. This can be achieved through a series of consecutive training sessions developed based on both the theoretical foundations of basin management and on the practical experience that participants encounter in their daily work. It comprises a series of training sessions conducted in the framework of WMBOCA in the Aral-Syrdarya basin (Kazakhstan) in 2010 and in the Isfara river basin in 2012-2014 used as the basis for these modules.

The series of training modules also provides practical steps for developing a basin plan. The main results of the work based on the modules will encompass the development of a basin plan.

In introducing the principles of basin planning, this series of training sessions is only one aspect of the extensive basin plan development process and of a transition from administrative system management to water resource management at the basin level. This process involves the introduction of theoretical material, implementation of interactive training sessions with maximum involvement of the major stakeholders and in-depth expert work on the assessment of the situation in river basins.

Of course, the most important element for successfully developing a basin plan is a rather complicated but necessary process of involving stakeholders, identifying and coordinating priority issues and possible actions taken to address them.

The schedule for this extensive process is as follows:



The modular training system shown here, in conjunction with a basin-planning handbook that provides detailed descriptions of the basin-planning elements, is a tool for implementing basin-planning principles in the countries of Central Asia. It should also be noted that the practical use of this system for training and for developing basin plans prompted the creation of the IWRM Aral-Syrdarya Basin Plan (Kazakhstan) and Integrated Water Management Plans for the Isfara transboundary (Kyrgyzstan and Tajikistan) basin.

This module also contains examples of presentations for each of the training sessions on individual thematic modules and is primarily intended for specialists and trainers whose task is not only teaching the basics of Integrated Water Resources Management (IWRM), but above all, entails the development of river basing management plans.

Each of the five modules, as the next step in developing the basin plan, requires considerable specialist training and expert work. In the description of the training module, we have attempted to present the main objectives and expected results and describe in detail the types of expert work to be prepared prior to the training, based on lessons learned. The expertise provided serves as the basis for interactive



Introduction

discussion among the training participants and for involving stakeholders in a step-by-step basin-planning process.

We hope that this publication will benefit state-authorised bodies, international organisations and individuals interested in the development of water resources management at the river basin level and basin plans.

1

Training Module 1

Introductory Training on Basin Planning for Integrated Water Resources Management





1. Introduction

Of course, the first steps in implementing the basin-planning principles in a particular river basin, based on the experience gained in the countries of Central Asia, are the harmonisation of this process with the state-authorized bodies and the creation of a working group on basin planning. It is very important for this type of working group to represent all the stakeholders to the greatest possible extent.

Therefore, by the time the first 'Introduction Training' is to take place, a working group of stakeholders should have already been established; in fact, all of the subsequent training modules will be held for the participants of this group.

Also, local experts should be involved and expert reports and presentations for thematic modules of training should be prepared that cover the following topics:

- 1) The current national legislation and regulations on water resources management – emphasising the legislative foundations for the transition to basin management and other elements/principles of IWRM.
- 2) The current system of water resources management – a description of all management levels showing the relationship between various levels and focusing on the main advantages and disadvantages of the current system.

It should be kept in mind that Training Module 1 is the first step in the development of the basin plan, and outcomes of this training will depend on the degree to which each participant takes part in the discussion. In this regard, the trainers leading the session must encourage everyone to actively participate in interactive work.



Objectives:

- Introducing basic knowledge of IWRM and IWRM planning for the participants
- Defining the difference between the integrated water resources use and protection scheme (IWRUPS) and the basin plan
- Considering legislative options for developing and implementing basin plans
- Identifying benefits of basin planning



Expectations:

As part of the training, participants will learn the theoretical foundations of basin planning and will have an opportunity to apply the skills they have obtained to develop a plan for the river basin where they live and work. Participants will receive a

Training Module 1

detailed introduction to the principles of IWRM implementation. In addition, based on the independent and interactive work, they will learn about the main differences between IWRUPS and the process of basin planning using the IWRM principles. Furthermore, great attention will be paid to analysing legislation and the existing management system to determine opportunities for implementing river basin planning. Finally, the participants will independently determine the possible benefits of basin-planning implementation.



Target group:

The training module is intended for members of the working group on the development of the basin plan. This working group includes representatives of all stakeholders (water user associations, farmers' groups, major water users, NGOs, scientists (if there are institutions or universities in the area) and many others), representatives of local authorities and competent authorities at the national level.



Duration:

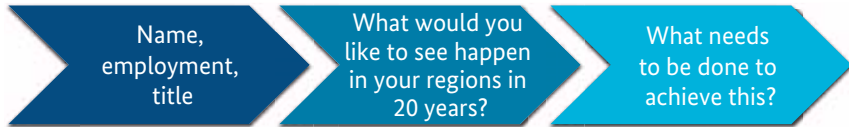
The training module is designed for 1 day.

Registration of participants	30 min
Introductions	30 min
Setting rules, delivering opening remarks, discussing expected results	10 min
Session 1.	40 min
Break	30 min
Session 2.	30 min
Session 3.	30 min
Session 4.	30 min
Break	60 min
Session 5.	60 min
Session 6.	60 min
Break	30 min
Session 7.	40 min
Wrap up	30 min

2. Introductions



Participants are asked to draw a picture (-s) answering the following three questions:



Objective:

Make participants comfortable talking, give them an opportunity to speak and feel free. Make participants think what affects the development of the region where they live and work.

3. Setting rules

- Raise hands
- Speak for no more than 2 minutes
- Be on time for sessions
- Criticise ideas, not the person
- Take criticism constructively
- Take jokes with a grain of salt

4. Sessions

Session 1.

Why integrated system? Principles of IWRM. Global experience with implementing the IWRM principles



Annex 1: Presentation 'Introduction to the principles of Integrated Water Resources Management'



Participants understand what IWRM is.

Training Module 1



Examples of IWRM implementation should consider local conditions that exist in a represented river basin and should come with examples from Central Asia. When considering the local conditions, the trainers must encourage the participants (working group) to describe the existing conditions.

Session 2.

Integrated water resources use schemes and basin plans – what is the difference?



Annex 2: Presentation ‘Basin plans – basic principles for developing and implementing basin plans’



Brainstorming



Operational method for problem-solving based on stimulating creative activity: participants of the discussion are invited to voice as many solution options as possible, no matter how fanciful. The most successful and practical ideas are selected. This is an expert evaluation method.

Participants must compare IWRM schemes with basin plans. First, all of the basic criteria for designing integrated schemes and plans are recorded. They are then compared and differences are determined.



Participants clearly understand the difference between the integrated scheme and the basin plan.



A trainer should lead the session precisely. It is desirable for at least some participants to be very familiar with the development of integrated schemes.

Session 3.

Legislative framework for basin planning



Annex 3: Presentation ‘Legal basis for possible implementation of the IWRM principles and for developing and implementing basin plans’



Participants clearly see the possibility of introducing the IWRM principles and developing basin plans in accordance with national legislation, as well as areas for improvement.



Presentation – 15 min
General discussion – 15 min

Session 4.

Possibilities for implementing the IWRM principles in the existing water resources management system



Annex 4: Presentation ‘The existing water management system and the possibility to apply IWRM within the existing system’



Participants clearly see the possibility to introduce IWRM and develop basin plans in accordance with the existing management system, as well as areas for improvement.



Presentation – 15 min
General discussion – 15 min

Session 5.

The role of basin organisations in developing and implementing basin plans
The role of basin councils in the implementation of IWRM plans



Annex 5: Presentation ‘Basin councils as a basis for implementing the IWRM principles’



Who can be a member of this kind of basin council in your basin? How can your basin council/individual organisation, or council members, implement the development of the basin plan?



General discussion of results



Participants see the possibility for creating similar basin councils in their respective basins.



Presentation – 10 min
Brainstorming – 20 min
Presentation and discussion – 20 min
General discussion of the results – 10 min

Training Module 1

Session 6.

Strategic vision

- What is the vision?
- Why is strategic vision important?



Each group prepares its own vision for the region in 25 years:

- How do you want to see water resources management in 25 years?
- What needs to be improved in the current water resources management and provision of services for water users and how can this be accomplished?
- When will it be implemented (timeline)?



Annex 6: Presentation 'What is the strategic vision and why it is needed for developing basin plans?'



Brainstorming

General discussion of the results. Elaboration of a common strategic vision for the basin in 25 years.



Participants begin to look beyond their regular work practices. There is an understanding of involvement in shaping the future of the region.



Discussion in small groups – 20 min
Presentation and discussion – 20 min
Theoretical presentation – 5-7 min
Brainstorming – 15 min

Session 7.

Benefits of an integrated management system and basin planning



In groups, participants discuss the benefits that can be obtained in the following sectors from IWRM and basin planning:

- Group 1 – Environment (NGOs)
- Group 2 – Agriculture (water users)
- Group 3 – Water and sanitation (water and wastewater organisations)

General discussion of results obtained in groups



Participants are aware of the benefits of IWRM implementation in their field.



All presentations must be specific, not abstract. Each group needs to have participants who would be able to cope with the task.



Discussion in small groups – 20 min
Presentations and discussion – 20 min
After each presentation:


- clarifying questions
- additions

2

Training Module 2

Stages of Basin Planning for Integrated Water Resources Management





1. Introduction

Training Module 2 is the second step in creating a basin plan. Before it is initiated, a team of local experts needs to be formed. The team then will prepare expert analytical reports on individual thematic areas within the overall analysis of the existing situation in the river basin. Of course, it is desirable for experts to be involved in the training and even better if they participate in the working group on basin planning on an ongoing basis.

It must be kept in mind that the representatives of ministries and departments or local authorities often cannot allow their employees to participate in training of this nature for several days in a row, especially if the training, as in our case, is always conducted in the territory of the river basin for which a basin plan is being developed. Therefore, training modules are designed for one day only and with a lot of time in between, which is necessary for expert work, preparation of expert analytical reports, etc.

It is also necessary to note that training sessions are at the same time working group meetings at which decisions are made and details are recorded.

One should keep in mind that based on interactive methods, basic information as part of the training should come from the training participants (working group). In this context, the trainer's task is to organise a discussion and facilitate the direction of the training course and its sessions.



Objectives:

- Developing an understanding among the members of the working group on the IWRM planning process for the need for a basin council and stakeholder involvement
- Clarifying the level of stakeholder involvement in developing and adopting the basin plan
- Developing a clear understanding among the participants on the content and timeframe of the basin plan



Expectations:

During this module, participants will learn the theoretical foundations of basin planning and will have an opportunity to apply the skills they have obtained.

Training participants will consider the main stages of basin plan preparation with respect to their basins. They will also consider and analyse the level of stakeholder

Training Module 2

representation in the working group and the need to involve additional participants; assess the existing level of information about the situation in the river basin, on the basis of independent work, develop a preliminary structure and content of a separate report 'Assessment of the current situation in the river basin', which will serve as the basis for the first part of the basin plan – 'Analysis of the current and future situation in the river basin'. Finally, the participants in the working group and training will clarify further actions and steps for coordination and approval of the basin plan based on the current management system and regulatory practices.



Target group:

The training module is intended for members of the working group on the development of the basin plan. This working group includes representatives of all stakeholders (water user associations, farmers' groups, major water users, NGOs, scientists (if there are institutions or universities in the area) and many others), representatives of local authorities and competent authorities at the national level.



Duration:

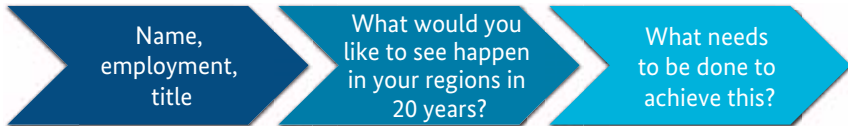
The training module is designed for 1 day.

Registration of participants	30 min
Introductions	30 min
Setting rules, delivering opening remarks, discussing expected results	10 min
Session 1.	50 min
Break	30 min
Session 2.	40 min
Session 3.	50 min
Break	50 min
Session 3. Continuation	20 min
Session 4.	60 min
Session 5.	50 min
Break	30 min
Session 5. Continuation	60 min
Wrap-up	30 min

2. Introductions



Participants are asked to draw a picture (-s) answering the following three questions:



Objective:

Make participants comfortable talking, give them an opportunity to speak and feel free. Make participants think what affects the development of the region where they live and work.

3. Setting rules

- Raise hands
- Speak for no more than 2 minutes
- Be on time for sessions
- Criticise ideas, not the person
- Take criticism constructively
- Take jokes with a grain of salt

4. Sessions

Session 1.

The water management planning process

- Why do we need IWRM planning?
- The planning cycle



When do you use planning in your daily work?
How is it done?



General discussion – 15 min
Presentation – 20 min
Question – 15 min

Training Module 2

Session 2.

Planning initiation



Participants must discuss planning initiation stages. For this, groups should answer the following questions:

- Group 1
What obligations on the part of the state must be considered when developing a plan (including international)? If you think that expert work is needed, write down what particular expert should be involved.
- Group 2
Who should be included in the group developing the plan (key individuals, organisations, institutions, NGOs, government agencies, experts) and what qualifications should they possess (how they can help, what resources do they have)?
- Group 3
What resources are needed to ensure the plan development process and in what amounts (things required to ensure the development of the plan by the working group: space, stationery, experts, time, communication plan, etc.)?



All presentations must be specific, not abstract (listing persons' names and names of products).



A list of organisations must be drawn up to be included in the working group on the development of the plan; participants must be shown the importance of the working group. Identify experts and the necessary resources that are needed for developing the plan.



Discussion in small groups – 20 min
Presentations and discussions – 20 min
After each presentation:

- clarifying questions
- additions

Session 3.

Work planning and stakeholder participation

- Why do we need stakeholder participation?
- Stakeholder analysis



Annex 7: Presentation 'Who are stakeholders and how they can participate in the development of the basin plan?'



Brainstorming

Identifying all possible stakeholders for preparing and implementing the plan for your basin.



Who may be interested in preparing and implementing the plan for your basin? It takes into account interest, both positive and negative (i.e., it can help, benefit, interfere or take away from the implementation of the plan).



Presentation – 10 min
Brainstorming – 20 min
Group discussion – 20 min

Session 3. Continuation

Work planning and stakeholder participation

- Stakeholder analysis



As stakeholders have been defined with brainstorming, they must be analysed.



Brainstorming – 3 groups

Each group is asked to divide the list of stakeholders into 4 categories:

- Those who benefit (how?)
- Those who may assist in the implementation of the plan (how?)
- Those who lose due to the implementation of the plan (what they lose?)
- Those who may interfere (why and how?)



Participants must have a specific list of beneficiaries and their possible roles in basin planning.



It is important to include specific individuals and organisations. Participants may use handouts, but they need to specify names.



Presentations and discussion – 20 min
If there is not enough time, persons must be identified who will then make the analysis within a specified time.

Session 4.

Situation analysis:

- Why is a situation analysis conducted?
- States of the situation analysis
- Identifying problems

Training Module 2



How is the analysis of the situation currently undertaken?
Who (what agency) takes part in the analysis of the situation?
What, in your opinion, are the gaps in the current analysis system?



Annex 8: Presentation ‘The importance of the situation analysis for river basin planning. Identifying problems’



Individual practical work

1. Identifying problems

Each participant is given five cards to write down what they consider to be the five most important problems in the sector (to be filled out by each of the participants).

2. General discussion

A list of problems is hung on the wall. Each problem is discussed and assigned to a specific group.



Consent should be obtained from all the participants for the inclusion of problems into one or another group, and their wording.
A preliminary list of problems should be drawn up. Then, the problems should be assigned to categories. The result of this exercise should be taken into account by experts in the further development of the list of problems.



All presentations must be specific, not abstract.
The actual situation in basins must be described.



Presentation – 20 min
Individual work – 10 min
Discussion for distributing problems between groups – 30 min

Session 5.

Developing and approving the basin plan

- Content of the basin plan
- Timeframe



Annex 9: Presentation ‘Stages of development and approval of the basin plan’



Discussion in small groups – 3 groups

The content of the basin plan must be developed. What must the plan contain and what sections must it include?

While working in groups, participants can use the handouts '13 key areas in the development of basin plans' and 'Provisional overall logical structure for the development of integrated water resources management plans'.



The specific timeframe for the plan must be developed and the structure agreed to be used by experts in their future work.



All presentations must be specific, not abstract. This session should be properly moderated by experts so that the plan's structure is realistic enough.



Presentation – 10 min
Discussion in small groups – 20 min
Presentations and discussion – 20 min

Session 5. Continuation

Developing and approving the basin plan

- Ensuring the participation of the public and policymakers
- Who will draw up the plan? Who will participate in the discussion of the plan?
- Coordinating and approving the plan



Role play:
'Involving stakeholders in developing and coordinating the basin plan'



Understanding the importance of involving various stakeholders in developing the plan



The role play should be based on conditions that are as close as possible to those at the basin.



Discussion in small groups – 20 min
Presentations and discussions – 20 min

3

Training Module 3

Developing Basin Plans





1. Introduction

The third step in creating a basin plan involves a very large amount of expert work and, perhaps, intermediate working group meetings or seminars on various thematic areas. Training Module 3 will serve as the final element of this work. By the beginning of this module, experts should have prepared a consolidated analytical report and presentations on thematic areas. Here we will give only an example of the structure of the consolidated report 'Analysis of the current and future situation in the river basin' for Isfara River Basin Plan (national part of the Republic of Tajikistan), as approved by the working group during Training Module 2:



Introduction

1. Analysis of the current and future situation
 - 1.1. Administrative-territorial division of the Isfara river sub-basin plan
 - 1.2. Climate
 - 1.3. Water resources of Isfara
 - 1.4. Groundwater
 - 1.5. Drinking water and sanitation
 - 1.6. Agriculture
 - 1.7. State of the production sector
 - 1.8. Small hydropower
 - 1.9. Environmental condition
 - 1.9.1. Reclamation condition of the soil
 - 1.10. Quality of surface water and groundwater
 - 1.11. Impact of climate change
 - 1.12. Disasters and emergencies related to water
 - 1.13. Tortgul water reservoir and the threat of possible catastrophic floods
2. Managing water resources, irrigation and water use
 - 2.1. Irrigation
 - 2.2. Water use
3. Territorial development

Of course, the structure and content of basin plans for different river basins will be different; it all depends on the decisions made by the working group. However, within this volume of work, it is important not to miss critical details or thematic areas that have a significant impact on the development of the situation in the river basin.

Training Module 3



Objective:

The objective of this training module is to increase the working group members' capacity to use and implement the following elements of basin planning:

- Creating a list of problems
- Ranking and identifying priority issues
- Determining the objectives and tasks of the future basin plan



Expectations:

As part of the training, participants will learn the theoretical foundations of basin planning and will have an opportunity to apply the skills they have obtained. Participants will learn about the major findings of the consolidated analytical report 'Analysis of the current and future situation in the river basin'. Based on independent group work, participants will create a list of the main problems in the river basin. Based on the model they have developed together with experts and trainers for the most revealing individual problems, participants will draw problem trees on their own. In the further course of the training module, the participants will draw an objectives tree based on the problem tree.

The main outcome of this training module for the purpose of creating a basin plan will be the working group's selection and approval of the list of the main problematic sectors which will be the focus of the experts.



Target group:

The training module is intended for members of the working group on developing the basin plan. This working group includes representatives of all stakeholders (water user associations, farmers' groups, major water users, NGOs, scientists (if there are institutions or universities in the area) and many others), representatives of local authorities and competent authorities at the national level.



Duration:

The training module is designed for 1 day.

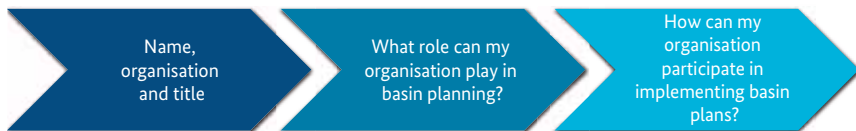
Registration of participants	30 min
Introductions/review of material	30 min
Setting rules, delivering opening remarks, discussing expected results	10 min
Session 1.	50 min

Break	30 min
Session 2.	40 min
Session 3.	50 min
Break	60 min
Session 3. Continuation	40 min
Session 4.	80 min
Break	30 min
Session 5.	60 min
Wrap up	30 min

2. Introductions/review of material



Mini-test on the material covered. Each of the participants must answer the following questions:



This will help to find out if the participants have retained material from the previous training module and will remind them of each stakeholder's role in basin planning.

The training should involve as many stakeholder representatives as possible.

3. Setting rules

- Raise hands
- Speak for no more than 2 minutes
- Be on time for sessions
- Criticise ideas, not the person
- Take criticism constructively
- Take jokes with a grain of salt
- Equal and comprehensive participation

4. Sessions

Session 1.

Analysis of the current situation in the Isfara river basin



Annex 10: Presentations of expert evaluations on the situation analysis



Experts have discussed the list of problems.



The basis of this session should be an analysis and assessment of the existing situation conducted by experts on thematic areas agreed during the Training Module 2. Expert work must be implemented within the time interval between Training Modules 2 and 3. The Training Module is also preceded by a series of expert workshops and seminars on various thematic areas. Expert presentations must contain lists of problems based both on the results of previous training module and their analyses.



3-4 expert presentations – 30 min
General discussion – 20 min

Session 2.

Creating a list of sectors and ranking the sectors



Brainstorming

Based on presentations made by experts, the participants create a list of major sectors to be used as the basis for the lists of problems.

Once all the problems identified by experts are divided into sectors, participants must vote to determine 3-4 priorities. The further training process will focus on the selected sectors.



List of the main sectors

1. Water infrastructure
2. Managing water resources at the basin level
3. River basin management and disaster risk reduction
4. Transboundary water resources management and cooperation
5. Environmental aspects of water resources management
6. Economic and social issues



The participants have created a preliminary list of major sectors. They include sectors that, in the opinion of the participants, are the highest priority for the basin.



This session should be properly moderated so that all problems are distributed across sectors and sector names are properly articulated.



Brainstorming – 20 min
Ranking – 20 min

Session 3.

Creating a list of problems:

- Why we need a list of problems
- Creating the list of problems



Discussion in small groups – 3 groups

Filling out the form of the environmental problems list based on the analysis: each group is given one sector for which it creates a list of problems. Each group presents their work.



Ranking / List of problems

Water infrastructure

- 1.1. Deterioration of existing water supply and sanitation systems
- 1.2. Poor performance of the system
- 1.3. Lack of water and sanitation systems in some settlements
- 2.1. Deterioration of irrigation and drainage infrastructure
- 2.2. Deficiency of irrigation and drainage infrastructure
- 3.1. Increased risk of disasters related to water



Discussion in small groups – 20 min
Presentations and discussion – 20 min

After each presentation:

- clarifying questions
- additions

Session 3. Continuation

Creating a list of problems



Each list must be discussed and evaluated in accordance with criteria (0-5)

Training Module 3



A priority problem will be identified. It will be the focus of the group during the rest of the training.



Priority	Problem identified	Score
A	Water infrastructure	12.83
B	Managing water resources at the basin level	12.77
C	River watershed management and disaster risk reduction	12.23
D	Transboundary water resources management and cooperation	12.85
E	Environmental aspects of water resources management	13.21
F	Economic and social issues	10.63



Lists have been created and ranked for 3 priority sectors. 3 to 6 priority problems have been selected that can be included into the plan in the future.



Discussion in groups to rank problems – 20 min
Presentations and discussion – 20 min
After each presentation:

- clarifying questions
- additions

Session 4.

Creation of a problem tree. Determination of causality



Annex 11: Presentation ‘Creation of a problem tree based on the determination of causality’

General discussion – one problem is discussed with all stakeholders to make it clear how to perform the task. Then each of the groups takes one of the problems and works on the task.



An example of a working group on the Isfara river basin using a problem tree is presented below.

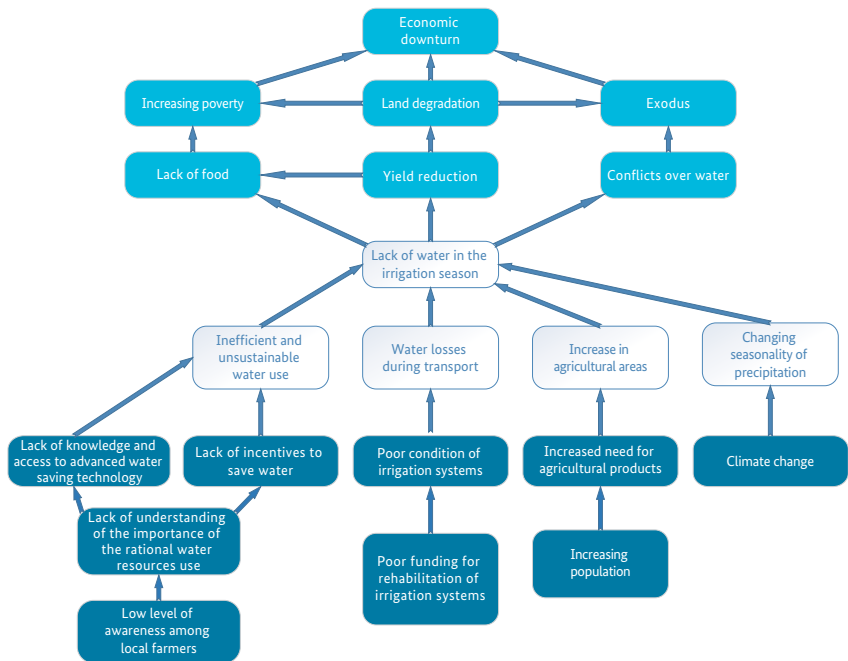


Figure 1. Problem tree



Discussion in small groups – three groups

Each group takes one problem and creates a problem tree given the causality.



Participants have learned how to lay out the existing problems in accordance with the causal relations and, consequently, articulate problems clearly.



All presentations must be specific, not abstract. Each working group should include a person who can help cope with the task.



Presentation – 5-7 min

Joint work on drawing up a problem tree – 15 min

Discussion in small groups – 20 min

Presentations and discussion – 20 min

After each presentation:

- clarifying questions
- additions

Training Module 3

Session 5.

Defining goals and objectives

- The difference between goals and objectives
- Conversion of a problem tree to a goals and objectives tree

Creation of goals based on the selection of priority problems



Annex 12: Presentation ‘The difference between goals and objectives’



General discussion

1. One problem is discussed by all the participants to make it clear how to perform the task. Then each of the groups takes one of the problems.

2. General assignment for groups

The resulting problem tree must be transformed into a goal tree with all the goals and objectives formulated. Each group takes the same problem it previously worked with.



An example of a working group on the Isfara river basin on using goals and objectives tree is presented below.

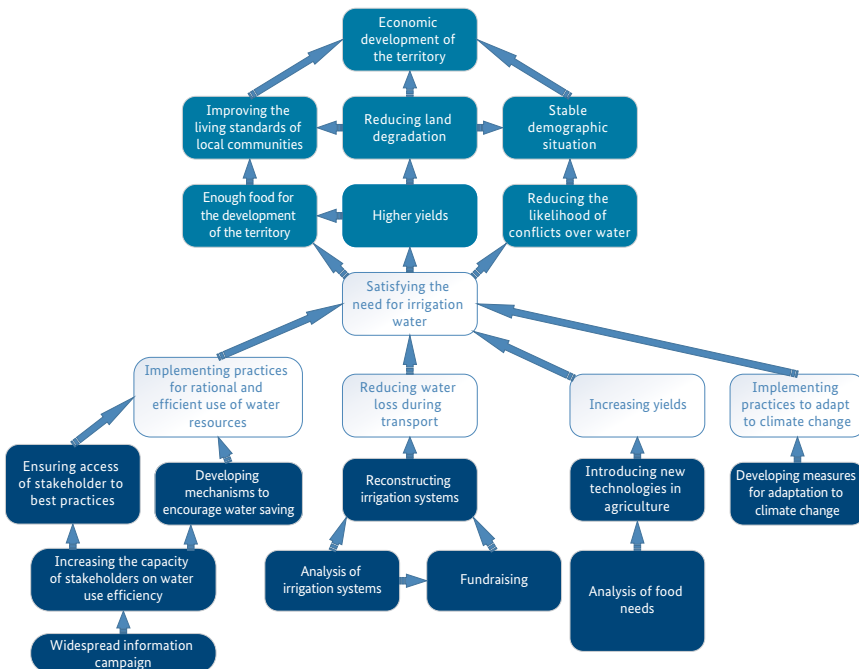


Figure 2. Goals and objectives tree



Participants understand the difference between goals and objectives.
Participants have learned how to transform a problem tree into a goals and objectives tree.



All presentations must be specific, not abstract.
Each working group should always include a person who will help cope with the task.



Presentation – 5-7 min
Joint work on drawing up a problem tree – 15 min
Discussion in small groups – 20 min
Presentations and discussion – 20 min
After each presentation:

- clarifying questions
- additions

4

Training Module 4

Developing and Approving the Text of the Basin Plan.
Activities Plan





1.Introduction

The next and fourth step for creating the basin plan is Training Module 4 and the necessary expertise for preparing it. Based on the materials discussed in the previous training modules and working group solutions, local experts must prepare the first (draft) version of the basin plan. Its overall structure can be represented as follows:



- Analysis and evaluation of current and future situation (basin description)
- Water resources management and use
- Territorial development
- List of current issues and problems in the water sector
- Long-term water vision for Isfara river basin
- Goals and objectives of the plan. Expected results
- The mechanism of the implementation of activities and sources of funding
- Action plan

This document must be submitted to all the training participants in advance so they can discuss each part of the plan and, if necessary, make changes and additions.



Objective:

The objective of this training module is to increase the capacity of members of the working group to create the text of the basin plan, develop activities of the plan, define persons responsible for executing certain activities of the basin plan.



Expectations:

As part of the training, participants will learn the theoretical foundations of basin planning and will have an opportunity to apply the skills they have obtained in practice.

Training participants will discuss the submitted draft of the basin plan. Interactive work must result in the agreed goal and priority objectives of the basin plan for the short term. Finally, the participants must review proposed activities for each of the selected priority areas.



Target group:

The training module is intended for members of the working group on the development of the basin plan. This working group includes representatives of all

Training Module 4

stakeholders (water user associations, farmers' groups, major water users, NGOs, scientists (if there are institutions or universities in the area) and many others), representatives of local authorities and competent authorities at the national level.



Duration:

The training module is designed for 1 day.

Registration of participants	30 min
Introductions/review of material	15 min
Setting rules, delivering opening remarks, discussing expected results	15 min
Session 1.	60 min
Break	30 min
Session 1. Continuation	60 min
Session 2.	30 min
Break	60 min
Session 3.	40 min
Break	30 min
Session 3. Continuation	60 min
Wrap-up	30 min

2. Review of material



Mini-test on the material covered



This will help to find out if the participants have retained the material of the previous training module and will remind them of the priority areas selected for the basin plan.



The training module must be attended by as many representatives of various stakeholders as possible who had participated in the previous training modules.



General discussion – 15 min

3.Sessions

Session 1.

Discussion of the general text of the plan (situation analysis, priorities)



Presentation by an expert on the text of the plan



Group work

Specific parts of the plan must be discussed in groups.



The general text of the plan has been discussed and all the necessary adjustments have been made.



All changes must be coordinated.



Expert presentation – 30 min

Discussion of specific parts of the plan in groups – 30 min

Session 1. Continuation.

Discussion of the general text of the plan



Group work

Particular parts of the plan must be discussed in groups



The general text of the plan has been discussed and all the necessary adjustments have been made.



All the changes must be coordinated.



Presentations of the group work, coordination of obtained results

Presentation by groups – 5-7 min

General discussion – 20-30 min

Session 2.

Goals and objectives of the basin plan



Annex 13. Presentation 'Goals and objectives of the basin plan and the difference between them'

Training Module 4



General discussion
Approval of the goals and objectives developed



Participants understand the difference between the goals and objectives and are able to formulate them.

Final version of goals and objectives for the basin plan has been formulated and coordinated with the members of the working group.



Expert presentation – 10 min
General discussion – 15-20 min

Session 3.

Development of a plan of activities for each area



Appendix 14. Presentation 'Activities for priority areas'



Practical work – three groups

Filling out of the activities template based on the expert presentation. Each group is assigned one area to make a table of activities. Each group must present the results of their work.



This session must be properly moderated. Each of the participants must understand that the activities included in the plan will have to be implemented in the future.



Expert presentation – 15 min
Discussion of activities for each area in groups, filling out the template – 25 min

Session 3. Continuation

Development of a plan of activities for each area



Annex 15: Expert presentation 'Activities of the plan for the selected priority areas'



Practical work – three groups

Filling out the activities template based on the expert presentation. Each group is assigned one area for which it draws up a table of activities. Each group must present the results of its work.

1. Discussion in groups
2. Ranking problems



This session must be properly moderated. Each of the participants must understand that the activities included in the plan will have to be implemented in the future.



Presentations of groups and discussion – 5-7 min each
General discussion – 40 min

5

Training Module 5

Implementing the Basin Plan





1. Introduction

This training module is the final and fifth step in the process of creating the basin plan. This comprehensive process involved representatives of the various stakeholders and local expertise. Previous training modules and thematic workshops discussed the current situation in the river basin in great detail and identified goals and objectives of the basin plan. Also, the participants presented in detail the possible options for implementing the priority actions included in the plan.

At the meeting of the working group and the training module, the participants must present the basin plan that has already been coordinated with all the stakeholders.



Objectives:

- Finalizing the basin plan
- Assigning persons responsible for implementing activities of the plan and monitoring implementation
- Identifying potential sources of funding
- Coordinating the plan



Expectations:

This training module is based on the results of previous training modules on basin planning, and expert work on writing the basin plan. Training participants will consider the issues of monitoring the implementation of the activities proposed under the basin plan, discuss in detail several separate plans for activities and identify possible sources of funding. The main result of this training module will be the basin plan agreed upon by the members of the working group and recommended for implementation.



Target group:

The training module is intended for members of the working group on the development of the basin plan. This working group includes representatives of all stakeholders (water user associations, farmers' groups, major water users, NGOs, scientists (if there are institutions or universities in the area) and many others), representatives of local authorities and competent authorities at the national level.



The training module is designed for 1 day.

Training Module 5

Registration of participants	30 min
Review of the material learned at the previous training module. Presentation of the selected priorities as part of ranking	15 min
Session 1.	50 min
Break	30 min
Session 2.	40 min
Session 3.	50 min
Break	50 min
Session 3. Continuation	20 min
Session 4.	60 min
Wrap-up	30 min

2. Review of material



Mini-test on the material covered



This will help to find out if the participants have retained the material from the previous training module and will remind them about the priority areas selected for the basin plan.



The training module must be attended by as many representatives of various stakeholders as possible who had participated in the previous training modules.



General discussion – 15 min

3. Sessions

Session 1.

Presenting a final version of the basin plan



Presentation of the basin plan developed



General discussion. Voting



The final text of the plan has been discussed, changes have been made to the text (if necessary), and the plan has been adopted.



All the participants must agree with the proposed text and changes.



Expert presentation – 30 min
 General discussion of the text – 10 min
 Voting – 10 min

Session 2.

Monitoring and evaluating implementation of basin plans



Annex 16. Presentation ‘Monitoring and evaluating the implementation of basin plans: developing indicators and assigning responsible persons’



Determining indicators, sources, methods for collection and channels for sharing information, identifying persons responsible for each of the activities of the basin plan



Implementation indicators have been determined for each of the activities of the plan, responsible persons have been identified.



All of the proposed indicators must be implemented within the set timeframe. The persons responsible must be real and possess all of the necessary skills and authority.



Expert presentation – 20 min
 Work in groups – 20 min
 Submission, coordination and presentations of the work done by groups – 5-7 min

Session 3.

Financial costs incurred in the development and implementation of basin plans



Annex 17: Expert presentation ‘Costs to be incurred in the development and implementation of basin plans’



General discussion

Training Module 5



The participants understand the costs associated with developing and implementing basin plans. They also understand that funding for basin plans may be diversified and come from more than one source.



Each of the participants must understand that in future, the plans will have to be developed without third-party assistance.



Expert presentation – 20 min
General discussion – 10 min

Session 4.

Drafts of individual activities of the basin plan



Expert presentation of drafts of individual activities of the basin plan



General discussion. Definition of financial resources for the activities of the plan.



The training participants have agreed upon a number of specific fund-raising activities of the plan.



The activities proposed must be implementable in the plan implementation period.



Expert presentation and general discussion after each of the proposed drafts – 60 min

Annexes to all the training modules can be found on this media.





